



*Australia's Window & Door  
Hardware Store*

**Catalogue • Edition 4 • July 2023**



**Heavy Duty**  
Capacity up to Xkg per unit



**X% Actual Size**  
Image displayed is a proportion of the part's actual size



**Patented Design**  
Protected against copyright infringement



**Extra Heavy Duty**  
Capacity up to Xkg per unit



**Not to Scale**  
Image displayed is not actual size



**Box Quantity**  
Number of units in a box



**Corrosion Resistant**  
Able to resist corrosion in the presence of water or air moisture



**Midge Resistant**  
Low aperture screening designed to keep out midges and other small insects



**Track Delivery Surcharge**  
All track deliveries incur a track delivery surcharge to offset the extra freight and packaging costs



**Call for Availability**  
Rare part - Please call us to check availability prior to ordering



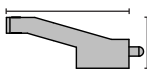
**Pet Resistant**  
High-strength screening designed to resist damage caused by pets and children



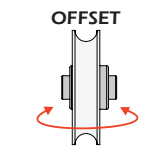
**No Longer Available**  
Not currently available for sale



**Keyed**  
Number of keys included



**Sliding Door Lock Measurements**  
Height and width measurements for sliding door locks



**Offset Roller**  
Roller offsets by 1mm to avoid clashing frames

## Bushfire Attack Level (BAL)

BAL - LOW	BAL - 12.5	BAL - 19	BAL - 29	BAL - 40	BAL - FZ
There is insufficient risk to warrant any specific construction requirements but there is still <i>some</i> risk.	Ember attack & radiant heat below 12.5 kW/m <sup>2</sup>	Increasing ember attack & windborne debris, radiant heat between 12.5 kW/m <sup>2</sup> & 19 kW/m <sup>2</sup>	Increasing ember attack & windborne debris, radiant heat between 19 kW/m <sup>2</sup> & 29 kW/m <sup>2</sup>	Increasing ember attack & windborne debris, radiant heat between 29 kW/m <sup>2</sup> & 40 kW/m <sup>2</sup> Exposure to flames from fire front likely.	Direct Exposure to flames, radiant heat & embers from the fire front.

Security, Barrier & Flyscreen  
Components

Shower & Mirror Components

Rollers, Carriages, Stops & Guides

Residential Hardware

Commercial Hardware

Fixings & Fasteners

Glazing Products

Vinyls, Seals & Weather Strips

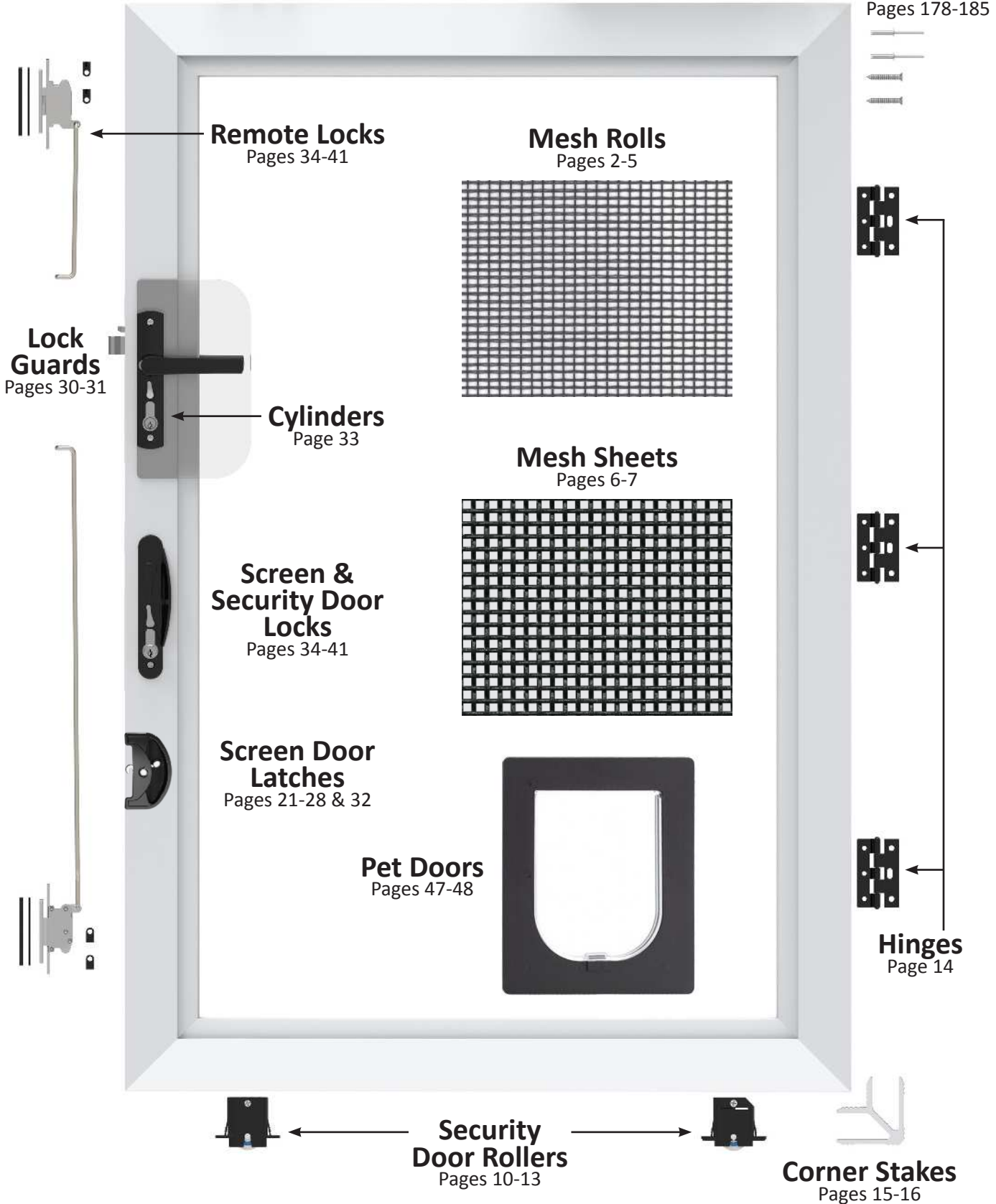
Sealants & Adhesives

\*Please refer to the inside of the back cover for the  
**Standard Conditions of Sale**

## Door Closers Pages 43-46






## Guides Page 11

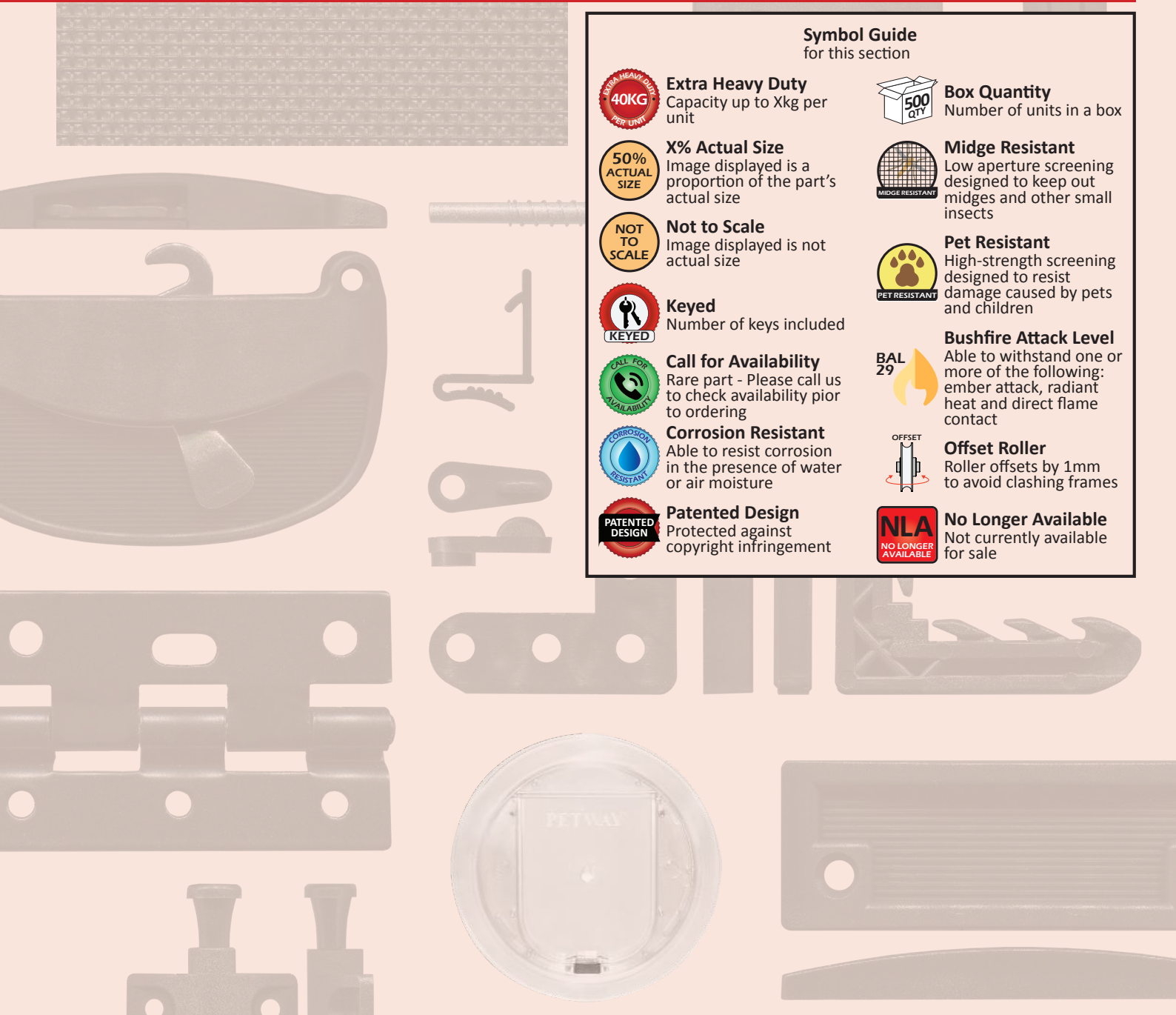
## Fasteners Pages 178-185



- Insect Screen**
- Barrier Screen & Wedge**
- Security Screen & Wedge**
- Spline & Spline Rollers**
- Rollers & Guides**
- Hinges & Spacers**
- Corner Stakes**
- Flyscreen Accessories**
- Locks, Latches & Pulls**
- Door Closers**
- Pet Doors & Accessories**

**Symbol Guide**  
for this section

 <b>Extra Heavy Duty</b> Capacity up to Xkg per unit	 <b>Box Quantity</b> Number of units in a box
 <b>X% Actual Size</b> Image displayed is a proportion of the part's actual size	 <b>Midge Resistant</b> Low aperture screening designed to keep out midges and other small insects
 <b>Not to Scale</b> Image displayed is not actual size	 <b>Pet Resistant</b> High-strength screening designed to resist damage caused by pets and children
 <b>Keyed</b> Number of keys included	 <b>Bushfire Attack Level</b> Able to withstand one or more of the following: ember attack, radiant heat and direct flame contact
 <b>Call for Availability</b> Rare part - Please call us to check availability prior to ordering	 <b>Offset Roller</b> Roller offsets by 1mm to avoid clashing frames
 <b>Corrosion Resistant</b> Able to resist corrosion in the presence of water or air moisture	 <b>No Longer Available</b> Not currently available for sale
 <b>Patented Design</b> Protected against copyright infringement	



### Bushfire Attack Level (BAL)

BAL - LOW	BAL - 12.5	BAL - 19	BAL - 29	BAL - 40	BAL - FZ
There is insufficient risk to warrant any specific construction requirements but there is still <i>some</i> risk.	Ember attack & radiant heat below 12.5 kW/m <sup>2</sup>	Increasing ember attack & windborne debris, radiant heat between 12.5 kW/m <sup>2</sup> & 19 kW/m <sup>2</sup>	Increasing ember attack & windborne debris, radiant heat between 19 kW/m <sup>2</sup> & 29 kW/m <sup>2</sup>	Increasing ember attack & windborne debris, radiant heat between 29 kW/m <sup>2</sup> & 40 kW/m <sup>2</sup> Exposure to flames from fire front likely.	Direct Exposure to flames, radiant heat & embers from the fire front.

## AM Aluminium Mesh

Corrosion Resistance ●●● UV Resistance ●●●● Strength Rating ●●●

Standard duty black HCO coated aluminium mesh, ideal for screening windows and doors.

**Features**

- \* Aluminium material
- \* Strong yet flexible, making it easy to install
- \* Minimises glare
- \* Excellent visibility and airflow through the screen

**Specifications**

- \* Powder coated aluminium
- \* 0.23 mm diameter wire
- \* 18 x 15 strands per inch
- \* Up to BAL-29 compliant

**UP TO BAL 29\***  
\*Meets BAL-12.5. Meets BAL-29 if metal fixings are used.

**AM061030** 610mm x 30m roll.   **AM076030** 760mm x 30m roll.   **AM081030** 810mm x 30m roll.   **AM091030** 910mm x 30m roll.   **AM122030** 1220mm x 30m roll.   **AM152030** 1520mm x 30m roll.

## TS Tiger Screen Mesh

Similar to Tuff Screen® mesh

Corrosion Resistance ●●●● UV Resistance ●●●●● Strength Rating ●●●●●

Heavy duty black powder coated aluminium mesh, ideal for screening windows and doors where superior toughness is required.

**Features**

- \* Super thick aluminium material
- \* Extra tough and durable
- \* Resistant to damage caused by pets
- \* Minimises glare but maintains visibility

**Specifications**

- \* Powder coated aluminium
- \* 0.46 mm diameter wire
- \* 14 x 14 strands per inch
- \* Up to BAL-29 compliant

**PET RESISTANT**

**UP TO BAL 29\***  
\*Meets BAL-12.5. Meets BAL-29 if metal fixings are used.


**TS091015** 910mm x 15m roll.   **TS122015** 1220mm x 15m roll.

**SR**

Corrosion Resistance ●●●●

UV Resistance ●●●●

Strength Rating ●●●●

**Stainless Steel Mesh**


316 marine grade for corrosive conditions, ideal for screening windows and doors in bushfire-prone or coastal areas.

**Features**

- \* 316 marine grade for increased durability
- \* Corrosion resistant
- \* Strong stainless steel wire
- \* Fine wire for impressive visibility and airflow


**Specifications**

- \* 316 marine grade stainless steel
- \* 0.18 mm diameter yarn
- \* 18 x 16 strands per inch
- \* Up to BAL-40 compliant



\*Meets BAL-29. Meets BAL-40 if metal fixings are used.

**SR076030**

760mm x 30m roll.  
316 marine grade.

**SR091030**

910mm x 30m roll.  
316 marine grade.

**SR122030**

1220mm x 30m roll.  
316 marine grade.

**SR152030**


1520mm x 30m roll.  
316 marine grade.

**FM**

Corrosion Resistance ●●●●

UV Resistance ●●●●

Strength Rating ●

**Fibreglass Mesh**


Standard fibreglass insect screening, ideal for screening windows and doors.

**Features**

- \* Economical
- \* Flexible and pliable for easy installation
- \* Impressive visibility through the screen
- \* UV stabilised for a longer life span

**Specifications**

- \* PVC coated fibreglass yarn
- \* 0.25 mm diameter yarn
- \* 17 x 15 strands per inch

**FM061050**

610mm x 50m roll.

**FM076050**

760mm x 50m roll.

**FM081050**

810mm x 50m roll.

**FM091050**

910mm x 50m roll.

**FM122050**

1220mm x 50m roll.

**FM152050**

1520mm x 50m roll.

**FM183030**

1830mm x 30m roll.

**FM244030**


2440mm x 30m roll.

**CM**

Corrosion Resistance ●●●●

UV Resistance ●●●●

Strength Rating ●●●●

**Claw Mesh**


Heavy gauge polyester screening, ideal for screening doors where pets' claws are a problem.

**Features**

- \* Heavy gauge polyester material
- \* Resists damage from pets and children
- \* Flexible and pliable for easy installation
- \* UV stabilised for longer life

**Specifications**

- \* PVC coated polyester yarn
- \* 0.80 mm diameter yarn
- \* 15 x 11 strands per inch


**CM091015**

910mm x 15m roll.

**CM091030**

910mm x 30m roll.

**CM122015**

1220mm x 15m roll.

**CM122030**

1220mm x 30m roll.

**CM152030**

1520mm x 30m roll.

**CM183030**

1830mm x 30m roll.

**CM213015**


2130mm x 15m roll.

## MW

Corrosion Resistance ●●●●

UV Resistance ●●●●

Strength Rating ●

**Micro Weave Mesh** Similar to Mini Weave mesh


Fibreglass mesh with a high strand count, ideal for screening windows and doors from very small insects.

**Features**

- \* Small aperture size mesh to keep out tiny insects
- \* Minimises sun glare
- \* Flexible and pliable for easy installation
- \* UV stabilised for increased longevity

**Specifications**

- \* PVC coated fibreglass yarn
- \* 0.25 mm diameter yarn
- \* 18 x 30 strands per inch


**MW091030 MW122030 MW152015**

910mm x 30m roll.

1220mm x 30m roll.

1520mm x 15m roll.

## LS

Corrosion Resistance ●●●●


UV Resistance ●●●●

Strength Rating ●

Elasticity ●●●●

Transparency ●●●●

Air Flow ●●●●

**Luxury Screen Mesh**


Polypropylene mesh with a very high strand count, ideal for screening windows and doors where both visibility and insect deterrence take equal priority.

**Features**

- \* Impressive visibility through the screen
- \* Small aperture size mesh to keep out tiny insects
- \* Made using non-toxic, eco-friendly materials
- \* Corrosion resistant

**Specifications**

- \* 0.15 mm diameter yarn
- \* 33 x 33 strands per inch


**LS091030 LS122030 LS152030 LS182030**

910mm x 30m roll.

1220mm x 30m roll.

1520mm x 30m roll.


1820mm x 30m roll.

## DM

Corrosion Resistance ●●●●

UV Resistance ●●●●

Strength Rating ●●●●

**Dura Mesh**


Polyethylene mesh with thicker stands, ideal for screening windows and doors where extra strength and durability are required.

**Features**

- \* Strong and durable high-density polyethylene
- \* Resistant to damage caused by pets and children
- \* Corrosion resistant to suit coastal conditions
- \* Impressive visibility through the screen

**Specifications**

- \* High-density polyethylene yarn
- \* 0.40 mm diameter yarn
- \* 16 x 16 strands per inch


**DM090030 DM120030 DM152030 DM183030 DM244030**

900mm x 30m roll.

1200mm x 30m roll.

1520mm x 30m roll.

1830mm x 30m roll.

2440mm x 30m roll.



# Luxury Screen Mesh

## Luxury Screen Mesh

## Standard Flyscreen Mesh



**Superior Clarity**



Combining ultra-fine yarn with a high strand count, Luxury Screen is ideal for screening windows and doors where both visibility and small insect deterrence take equal priority.

### Features

- ✦ Impressive visibility through the screen
- ✦ Superfine mesh to keep out tiny insects
- ✦ Made using non-toxic, eco-friendly materials
- ✦ Corrosion resistant

### Specifications

- ✦ 0.15mm diameter yarn
- ✦ 33 x 33 strands per inch



### Available in

**LS091030**  
910mm x 30m roll

**LS122030**  
1220mm x 30m roll

**LS0152030**  
1520mm x 30m roll

**LS182030**  
1820mm x 30m roll

**Eco-Friendly** ●●●●


**Transparency** ●●●●

**Corrosion Resistance** ●●●●

**Elasticity** ●●●●

**Air Flow** ●●●●

**UV Resistance** ●●●●



**SS075020**  
750mm x 2000mm.

**SS075024**  
750mm x 2400mm.

**SS082020**  
820mm x 2000mm.

**SS082024**  
820mm x 2400mm.

**SS090020**  
900mm x 2000mm.

**SS090024**  
900mm x 2400mm.

**SS090027**  
900mm x 2700mm.

**SS105020**  
1050mm x 2000mm.

**SS105024**  
1050mm x 2400mm.

**SS120020**  
1200mm x 2000mm.

**SS120024**  
1200mm x 2400mm.

**SS150020**  
1500mm x 2000mm.

**SS150024**  
1500mm x 2400mm.



\*Meets BAL-29.  
Meets BAL-40 if metal fixings are used.

**NOTE: 5 sheet MOQ applies to all SS/GS sheet orders when shipped by courier (sizes can be mixed). Extra freight charges may apply.**

**DW**  
Door Wedge\*

**NOTE: 20 set delivery MOQ applies.**



\*Must be screwed or riveted into place.



**DW3100-O**  
Channel & wedge set  
3100mm. Suits 0.8mm mesh sheet in standard 70mm frame. Set. PVC.

**DW3100-A**  
Channel & wedge set  
3100mm. Suits 0.8mm mesh sheet in Alspec SD13/14 and Capral D3898 frames. Set. PVC.

**DWS200**  
Screws • Suit DW3100  
CSK door wedge screws. Self tapping. Bag of 200. Black.



**GS075020**  
750mm x 2000mm.

**GS075024**  
750mm x 2400mm.

**GS082020**  
820mm x 2000mm.

**GS082024**  
820mm x 2400mm.

**GS090020**  
900mm x 2000mm.


**GS090024**  
900mm x 2400mm.

**GS120020**  
1200mm x 2000mm.

**GS120024**  
1200mm x 2400mm.



\*Meets BAL-29.  
Meets BAL-40 if metal fixings are used.



**AW**

**Aluminium Wedge\***

\*Must be screwed or riveted into place.

NOTE: 20 length delivery MOQ applies.



**AW3000-R**

3000mm. Suits restricted vision sheet in standard 70mm door frame.



**AW3000-P**

3000mm. Suits perforated sheet in standard 70mm door frame.

**RV075020**  
750mm x 2000mm.

**RV075024**  
750mm x 2400mm.

**RV082020**  
820mm x 2000mm.

**RV082024**  
820mm x 2400mm.

**RV090020**  
900mm x 2000mm.

**RV090024**  
900mm x 2400mm.


**RV120020**  
1220mm x 2000mm.

**RV120024**  
1220mm x 2400mm.



\*Meets BAL-12.5.  
Meets BAL-29 if metal fixings are used.

NOTE: 5 sheet MOQ applies to all RV/PS sheet orders when shipped by courier (sizes can be mixed).  
Extra freight charges may apply.



**RV**


**Restricted Vision Sheet**  
BLACK POWDER COATED

T5 Aluminium

**PS**

**Perforated Sheet**  
BLACK POWDER COATED

T5 Aluminium  
2.0mm thick



**PS075020**  
750mm x 2000mm.

**PS075024**  
750mm x 2400mm.

**PS083020**  
830mm x 2000mm.

**PS083024**  
830mm x 2400mm.

**PS090020**  
900mm x 2000mm.

**PS090024**  
900mm x 2400mm.

**PS120020**  
1200mm x 2000mm.

**PS120024**  
1200mm x 2400mm.



\*Meets BAL-12.5.  
Meets BAL-29 if metal fixings are used.



AW3000-P  
assembled  
in frame

**SPF**  
Foam Spline




- SPF50550**  
5.0mm x 550m roll.
- SPF53500**  
5.3mm x 500m roll.
- SPF57457**  
5.7mm x 457m roll.
- SPF60408**  
6.0mm x 408m roll.
- SPF63365**  
6.3mm x 365m roll.

**SPV**  
PVC Spline



- SPV40300**  
4.0mm x 300m.
- SPV50300**  
5.0mm x 300m.
- SPV57300**  
5.7mm x 300m.
- SPV60300**  
6.0mm x 300m.
- SPV63300**  
6.3mm x 300m.

**AF**  
Allfix Wedge



NOTE: 40 length delivery MOQ applies.

**AF03100**  
3100mm. Suits Tiger Screen Mesh, Claw Mesh, Aluminium Mesh and Dura Mesh.

**1-4831**  
Spline roller • Suit flyscreen spline  
Light duty. Yellow plastic.  
Nylon roller, no bearing.



**1-4832**  
Spline roller • Suit flyscreen spline  
Trade quality. 'Pro-Multi' multi-function.  
Alloy handle. Polycarbonate rollers with bearings.  
Includes 3mm concave, 4mm concave and 4mm convex bearing rollers, rotatable axle pin and 3 x axle pin caps (2 x spares).

## Pro - Multi

**FOR THE TRADESMAN**

### 1-4832 Spline Roller

#### Features

- ✦ Pistol grip and gull-beaked design for improved comfort and performance
- ✦ Rapid-release axle pin and cap designed for fast wheel changeover
- ✦ Gull-beaked cornering tool

Rotatable axle pin & cap

80%  
ACTUAL  
SIZE



For left or right handers

- ✦ Left and right handed to suit all users and applications
- ✦ Strong alloy construction
- ✦ Hanger hole

1-4832 includes Pro-Multi wheel set (3 x precision bearing roller wheels), rotatable axle pin and 3 x axle pin caps (2 x spares). As pictured below.

Parts to suit 1-4832. Also available separately.



**1-4832-AP**  
Axle pin



**1-4832-CAP**  
Axle pin cap



**1-4832-3C**  
Spline roller • Suit flyscreen spline  
Bearing spline roller. 3mm CONCAVE.



**1-4832-4C**  
Spline roller • Suit flyscreen spline  
Bearing spline roller. 4mm CONCAVE.

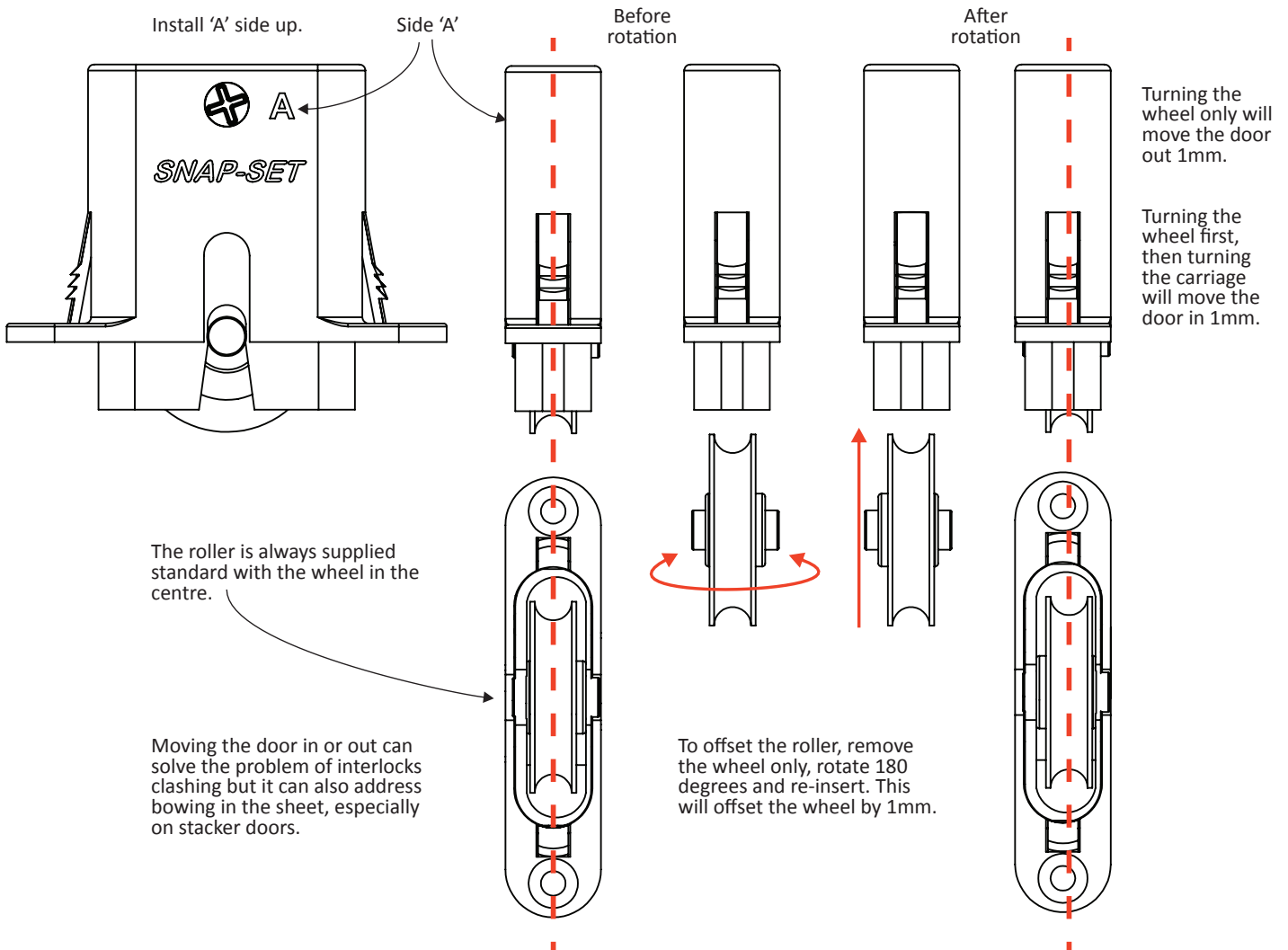
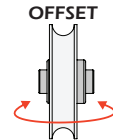


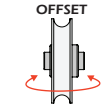
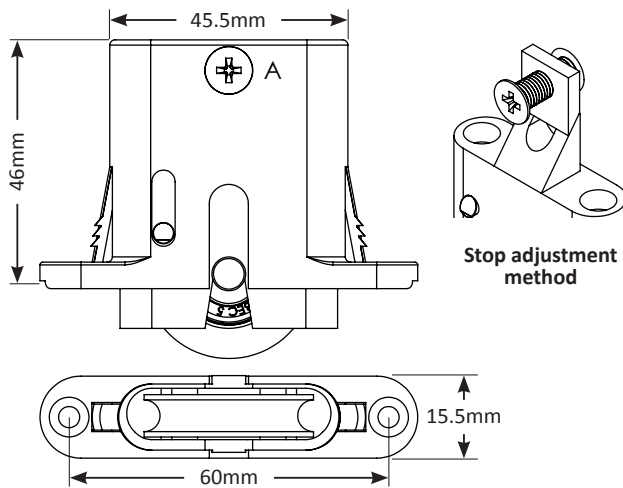
**1-4832-4V**  
Spline roller • Suit flyscreen spline  
Bearing spline roller. 4mm CONVEX.

Part	Product Name	Weight Capacity	Strength Rating	Corrosion Resistance	Bearing Type	Axle Type
1-3030	Tru-Coastal	45kg	★★★★★★	★★★★★★	Stainless steel	Stainless steel
1-3032	Econo	25kg	★★★★	★★	608ZZ	Zinc steel
1-3033	Mr Ratchet	30kg	★★★★	★★★	608ZZ	Zinc steel
1-3034	Mr Ratchet	40kg	★★★★★	★★★★★	608RS	Stainless steel
1-3035	Snap-Set	30kg	★★★★	★★★	608ZZ	Zinc steel
1-3036	Snap-Set	40kg	★★★★★	★★★★★	608RS	Stainless steel
Part	Adjustment Type	Adjustment Length	Adjustment Side	Offset Roller Function	Strengthened Tabs	Roller Anti-dislodge Feature
1-3030	Stop	11mm	Double	☑	☑	☑
1-3032	Stop	9mm	Single	⊗	☑	☑
1-3033	Stop/Ratchet	9mm	Double	☑	☑	☑
1-3034	Stop/Ratchet	9mm	Double	☑	☑	☑
1-3035	Continuous	11mm	Double	☑	☑	☑
1-3036	Continuous	11mm	Double	☑	☑	☑

### SECURITY DOOR OFFSET ROLLER FUNCTION GUIDE

Suitable for 1-3030, 1-3033, 1-3034, 1-3035 & 1-3036





**1-3030 Tru-Coastal**

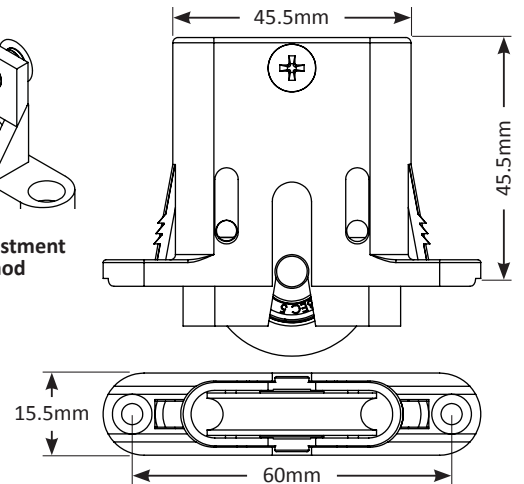
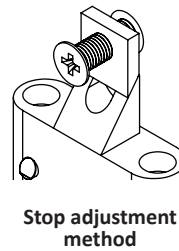
Corrosion Resistance ●●●●

Strength Rating ●●●●

**Security door roller • 45kg**  
Glass filled nylon roller with stainless steel heavy duty corrosion resistant bearing. Includes fast-fit wings.

**Features**

- \* Heavy duty
- \* Superior corrosion resistance
- \* Double-sided stop adjustment
- \* Offset roller function



**1-3032 Econo**

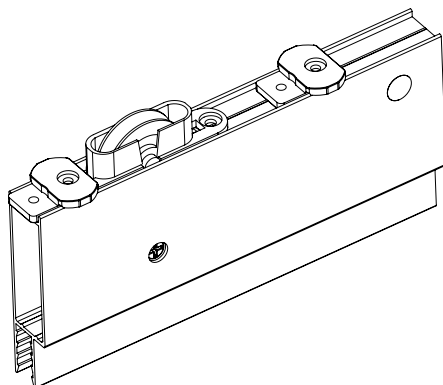
Corrosion Resistance ●●

Strength Rating ●●●

**Security door roller • 25kg**  
Includes fast-fit wings. Bearing type 608Z.

**Features**

- \* Single-sided stop adjustment
- \* Strengthened tabs



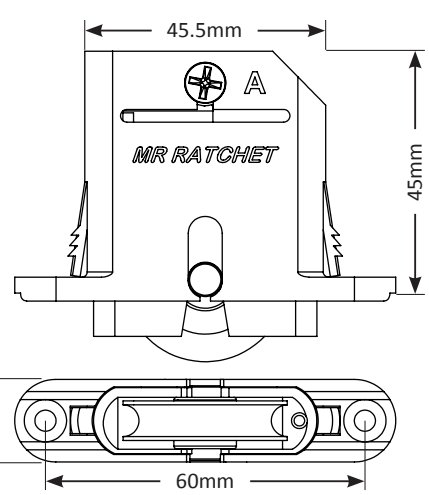
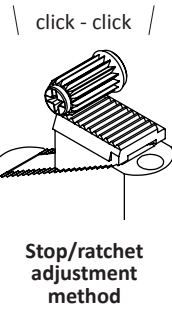
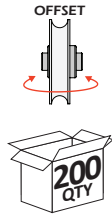
**1-1645G**  
Guide • Suit security door  
21.5mm. Grey plastic.  
Mounted on door top.



**1-1646B**  
Guide • Suit security door  
23.5mm. Black plastic.  
Mounted on door top.



**1-1647W**  
Guide • Suit security door  
25.8mm. White plastic.  
Mounted on door top.

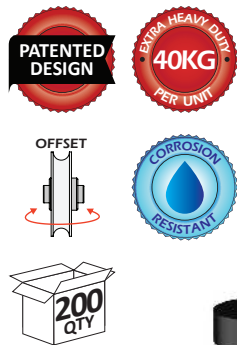
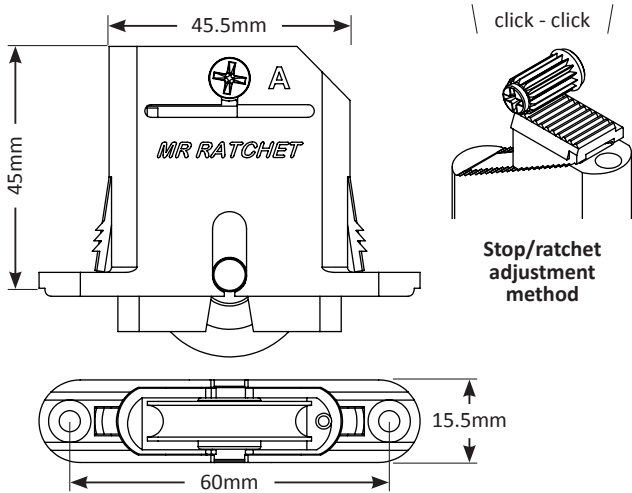


**1-3033 Mr Ratchet**

Corrosion Resistance ●●● Strength Rating ●●●●

**Security door roller • 30kg**  
 'Clicks' when adjusting under load.  
 Use 3-4141 or 3-4143 as replacement roller.

- Features**
- \* Double-sided stop/ratchet adjustment
  - \* Offset roller function



**1-3034 Mr Ratchet**

Corrosion Resistance ●●●● Strength Rating ●●●●●

**Security door roller • 40kg**  
 Glass filled nylon roller with RS heavy duty corrosion resistant bearing.  
 Includes fast-fit wings.  
 Use 3-4149 as replacement roller.

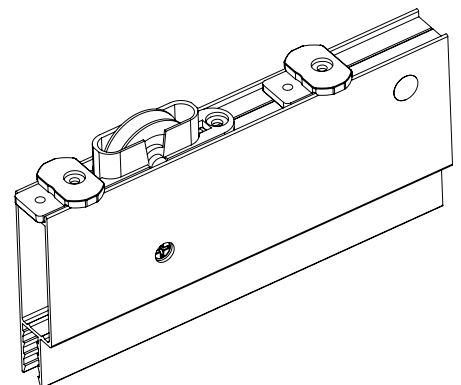
- Features**
- \* Corrosion resistant
  - \* Double-sided stop/ratchet adjustment
  - \* Offset roller function
  - \* 'Clicks' when adjusting under load



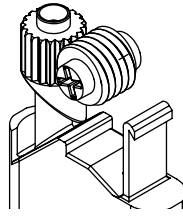
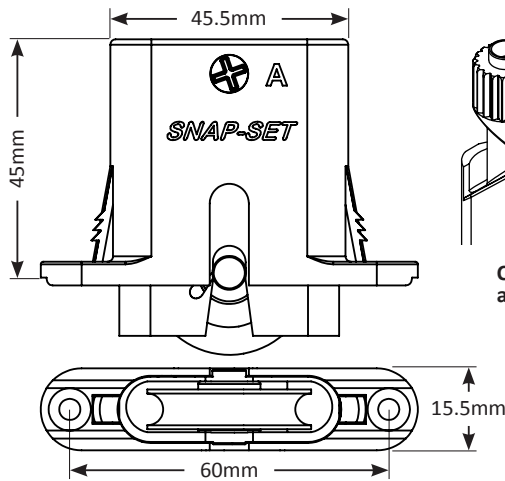
**1-1645G**  
**Guide • Suit security door**  
 21.5mm. Grey plastic.  
 Mounted on door top.

**1-1646B**  
**Guide • Suit security door**  
 23.5mm. Black plastic.  
 Mounted on door top.

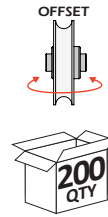
**1-1647W**  
**Guide • Suit security door**  
 25.8mm. White plastic.  
 Mounted on door top.







Continuous adjustment method



**1-3035 Snap-Set**

Corrosion Resistance ●●●

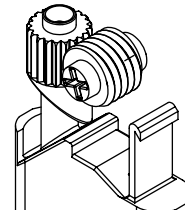
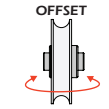
Strength Rating ●●●●

**Security door roller • 30kg**

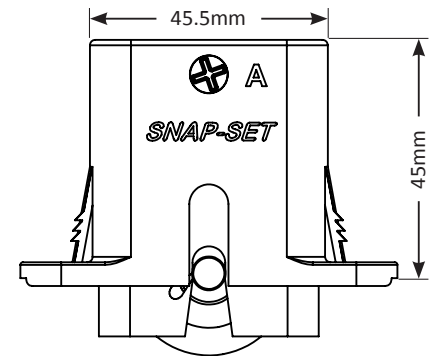
Includes fast-fit wings.  
Use 3-4141 or 3-4143 as replacement roller.

**Features**

- \* Double-sided continuous adjustment
- \* Offset roller function



Continuous adjustment method



**1-3036 Snap-Set**

Corrosion Resistance ●●●●

Strength Rating ●●●●●

**Security door roller • 40kg**

Glass filled nylon roller with RS heavy duty corrosion resistant bearing.  
Includes fast-fit wings.  
Use 3-4149 as replacement roller.

**Features**

- \* Corrosion resistant
- \* Double-sided continuous adjustment
- \* Offset roller function

**1-1672**

Canoe clip • Natural finish  
7.6mm D x 1.5mm H x 11.1mm L.  
Use 1/8" drill bit.



**1-1677**

Canoe clip • Natural finish  
7.9mm D x 2.5mm H x 11.1mm L.  
Use 1/8" drill bit.



**1-1690**

Canoe clip 7.0mm D x 2.5mm H x 5.0mm L.  
Black finish. Use 1/8" drill bit.



**1-1674**

Canoe clip • Natural finish  
9.5mm D x 1.5 mm H x 11.1mm L.  
Use 3/16" drill bit.



**1-1679**


Canoe clip • Natural finish  
10.3mm D x 3.8mm H x 6.9mm L.  
Use 1/8" drill bit.



**1-1692**

Canoe clip 12.0mm D x 3.2mm H x 10.5mm L.  
Black finish. Use 3/16" drill bit.






**1-1110BLK**  
**Security door hinge**  
 75mm. Zinc plated prior to powder coating. Hardened stainless steel pin. Black only.



**1-1135BLK**  
**Security door hinge • Wave • 316 stainless steel**  
 75mm. Black.

**1-1135PRI** Primrose.    **1-1135UP** Unpainted.    **1-1135WHT** White.



**1-1120BLK**  
**Security door hinge • Wave**  
 75mm. Zinc plated prior to powder coating. Hardened stainless steel pin. Black.

**1-1120APO**  
 APO grey.

**1-1120BRN**  
 Brown.

**1-1120DUN**  
 Dune.

**1-1120JAS**  
 Jasper.

**1-1120MAG**  
 Magnolia.

**1-1120MON**  
 Monument.

**1-1120PBK**  
 Paperbark.

**1-1120POT**  
 Pottery.

**1-1120PRI**  
 Primrose.

**1-1120SBE**  
 Stone beige.

**1-1120SIL**  
 Silver.

**1-1120SUR**  
 Surfmist.

**1-1120WGR**  
 Woodland grey.

**1-1120WHB**  
 White birch.

**1-1120WHT**  
 White.


**1-1120ZP**  
 Zinc plated.




**1-1140BLK**  
**Door hinge • Offset**  
 75mm. Black.




**1-1145BLK**  
**Door hinge • Stepover**  
 75mm. Black.




**1-8655-1**  
**Spacer • Suit striker plate or hinge**  
 1mm thick. Black plastic. Includes stacking pips.



**1-8655-2**  
**Spacer • Suit striker plate or hinge**  
 2mm thick. Black plastic. Includes stacking ribs.



**1-2150**  
Corner stake • Suit security window  
Suits 14mm x 8mm security frame. Aluminium.



**1-2230**  
Corner stake • Suit flyscreen  
Suits 22mm x 9mm flyscreen frame. Plastic.  
Suits Ullrich.



**1-2210**  
Corner stake • Suit flyscreen  
Suits 25mm x 11mm flyscreen frame. Plastic.  
Suits Vantage.

**1-3111**  
Carriage adjustable & roller • Suit security door  
Corner stake and roller combo. 15.9mm x 42mm. 25kg.  
Acetal roller with bearing.  
Suitable for screen and security door.





**1-2240**  
**Corner stake • Suit flyscreen**  
 Suits 22mm x 9mm flyscreen frame. Plastic.  
 Suits Capral.




**1-2270**  
**Corner stake • Suit flyscreen**  
 Suits 22mm x 9mm flyscreen frame. Plastic.



**1-2250**  
**Corner stake • Suit flyscreen**  
 Suits 22mm x 9mm flyscreen frame. Plastic.




**1-2330**  
**Corner stake • Suit flyscreen**  
 8.9mm x 14.2mm. Suits 25mm x 11mm frame.  
 Plastic. Suits Alspec FS2.



**1-2310**  
**Corner stake • Suit flyscreen**  
 Suits 25mm x 11mm flyscreen frame. Plastic.  
 Suits Darley and Capral.



**1-2260**  
**Corner stake • Suit flyscreen**  
 Suits 22mm x 9mm flyscreen frame. Plastic.  
 Suits Alspec FS3.



**1-2340**  
**Corner stake • Suit flyscreen**  
 Suits 25mm x 11mm flyscreen frame. Plastic.  
 Suits Ullrich.



**1-2360**  
**Corner stake • Suit flyscreen**  
 Suits 25mm x 11mm flyscreen frame. Plastic.  
 Suits Abra.



**1-3611**  
Retaining spring clip • Suit flyscreen  
Clear. Suits Jason awnings Benchmark model.



**1-3612**  
Retaining spring clip • Suit flyscreen  
Clear. Suits Jason awnings Residential model.




**1-3614**  
Retaining spring clip • Suit flyscreen  
Black. Suits old Boral.



**1-3754**  
Plunger pin • Suit screen door  
Spring loaded. Suits Trend.



**1-3781**  
Retaining spring clip • Suit flyscreen  
Mullion clip. Black. Suits Stegbar.



**1-3782**  
Retaining spring clip • Suit flyscreen  
Jamb clip. Black. Suits Stegbar.




**1-4210BLK**  
Lift tab • Suit flyscreen  
Suits most 25mm x 11mm frames.  
Square shape. Black.



**1-4215BLK**  
Lift tab • Suit flyscreen  
Suits most 25mm x 11mm frames.  
Round shape. Black.  
Easy finger grip and anti-slip tail ridge.



**1-4220BLK**  
Lift tab • Suit flyscreen  
Suits Alspec 25mm x 11mm FS2 frame.  
Round shape. Black.  
Easy finger grip and anti-slip tail ridge.



**1-4270**  
Handle • Suit flyscreen  
Clear polycarbonate.



**1-4271**  
Handle • Suit flyscreen  
Black alloy.




**1-4272**  
Handle • Suit flyscreen  
Black alloy.  
Rare part - Call for availability.





**1-4300**  
Retaining spring clip • Suit flyscreen  
Chrome plated steel.  
Drill 2.4mm hole. Fix with AS33 rivet.



**1-4305**  
Retaining spring clip • Suit flyscreen  
Chrome plated steel. Includes locating fold.



**1-4307**  
Retaining spring clip • Suit flyscreen  
Black plastic.



**1-4310**  
Retaining spring clip • Suit flyscreen  
Chrome plated steel. Includes locating spike.  
Drill 3.2mm hole. Fix with AS42 rivet.



**1-4311**  
Retaining spring clip • Suit flyscreen  
Suits Trimview.



**1-4312BLK**  
Retaining spring clip • Suit flyscreen  
Black plastic. Suits BST and old Comalco Windows.



**1-4319BLK**  
Retaining spring clip  
Suit flyscreen  
9mm. Black plastic.  
Suits Capral.

**1-4319CLR**  
Clear plastic.




**1-4320BLK**  
Retaining spring clip  
Suit flyscreen  
11mm. Black plastic. Suits Capral.

**1-4320CLR**  
Clear plastic.



**1-4350BLK**  
Retaining clip • Suit flyscreen  
Black plastic.

**1-4350CLR**  
Clear plastic.



**1-4400**  
Cross brace clip • Suit flyscreen  
Aluminium.



**1-4410**  
Cross brace clip • Suit flyscreen  
Universal. Black nylon.



**1-4500BLK**  
Clip swivel • Suit flyscreen  
1.6mm (1/16) swivel clip. Offset.  
Black plastic.

**1-4500CLR**  
Clear plastic.

**1-4500WHT**  
White.



**1-4500ZNC**  
Clip swivel • Suit flyscreen  
1.6mm (1/16) swivel clip. Offset.  
Zinc. BAL 29.



**1-4505BLK**  
Clip swivel • Suit flyscreen  
8mm (5/16) swivel clip. Offset.  
Black plastic.

**1-4505CLR**  
Clear plastic.



**1-4510BLK**  
Clip swivel • Suit flyscreen  
11mm (7/16) swivel clip. Offset.  
Black plastic.

**1-4510CLR**  
Clear plastic.

**1-4510WHT**  
White.



**1-4510ZNC**  
Clip swivel • Suit flyscreen  
11mm (7/16) swivel clip. Offset.  
Zinc. BAL 29.



**1-4550CLR**  
Clip swivel • Suit flyscreen  
Butterfly. Clear plastic.

**1-4550WHT**  
White plastic.



**1-4580**  
Clip swivel • Suit flyscreen  
Left and right hand. Black plastic.  
Suits Dowell. Includes rivets.



**1-4600BLK**  
Plunger pin • Suit flyscreen  
Black plastic.

**1-4600CLR**  
Clear plastic.



**1-4610**  
Plunger pin • Suit flyscreen  
Spring loaded. Black plastic.



**1-4620**  
Plunger pin • Suit flyscreen  
Spring loaded. Zinc alloy.



**1-4630**  
Plunger stay • Suit flyscreen  
Face mount. Spring loaded. Black plastic.  
No longer available, use 1-4635.



**1-4635**  
Plunger stay • Suit flyscreen  
Face mount. Spring loaded. Black plastic.

**1-4636**  
White plastic.




**1-4638**  
Plunger stay • Suit flyscreen  
Suit awning window screen. Black plastic.  
Use with 1-4639.  
Suits Trend ASW and others.



**1-4639**  
Clip • Suit flyscreen  
Suit awning window screen. Black plastic.  
Use with 1-4638.  
Suits Trend ASW and others.



**1-4767**  
Retaining clip • Suit flyscreen  
Black. Suits Bradnams.



**1-4640**  
Lift tab with plunger stay • Suit flyscreen  
Includes plunger. Suits Bradnams. Black plastic.



**1-4637BLK**  
Lift tab with plunger stay • Suit flyscreen  
Includes plunger. Black plastic.



**1-3610**  
Retaining spring clips  
Suit flyscreen  
Top and bottom. Black.  
Suits Jason.



**1-3777**  
Retaining spring clip  
Suit flyscreen  
Suits Jason.



**1-3890**  
Catch • Suit flyscreen  
Magnetic.



**1-4710CLR**  
Hinge press • Suit flyscreen  
Suits 25mm x 11mm flyscreen frame.  
Clear plastic. Top and bottom mount.



**1-4720**  
Hinge press • Suit flyscreen  
Suits 25mm x 11mm flyscreen frame.  
Aluminium. Side mount.



**1-4730**  
Hinge press • Suit flyscreen  
Suits 25mm x 11mm flyscreen frame.  
Aluminium. Top mount.



**1-4750**  
Port access set • Suit flyscreen  
Includes trimming knife.





**1-8085BLK**  
Screen door latch • Suit hinged screen door  
Type 'A'. Black.



**1-6170**  
Door pull • Suit sliding screen door  
Suits flyscreen door.



**1-8881BLK**  
Lock • Suit hinged screen door  
Safety lock. Black.

**1-8881BRN**  
Brown



**1-6290**  
Latch • Suit sliding screen door  
Suits old Wunderlich.



**1-6060**  
 Door pull • Suit sliding screen door  
 Suits Dowell and Boral Mk5C.



**1-6070**  
 Catch & spring • Suit sliding screen door  
 Suits Boral KM Cyclone.




**1-6281**  
 Latch • Suit sliding screen door  
 Left hand. Suits old Dowell.



**1-6282**  
 Latch • Suit sliding screen door  
 Right hand. Suits old Dowell.

## Screen Door Latch



### 1-8100

**Striker plate • Suit sliding screen door**  
Keeper 'U'. Suits 1-8080, 1-8081 and 1-8082.  
Powdercoated steel. Black.

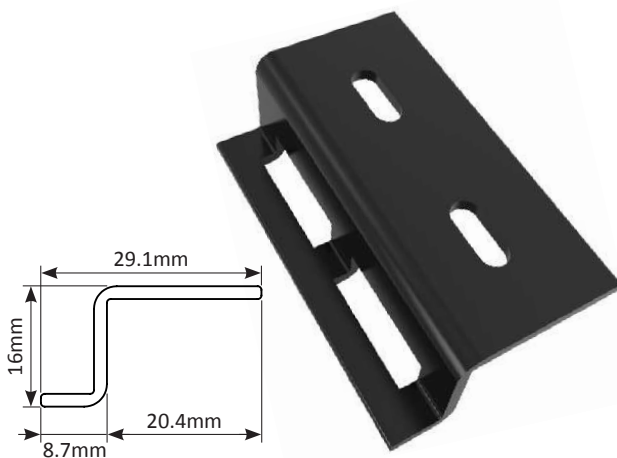


### 1-8110

**Striker plate • Suit sliding screen door**  
Keeper 'L'. Suits 1-8080, 1-8081 and 1-8082.  
Powdercoated steel. Black.


### 1-8110SS

304 stainless steel. **Non-stock - Indent order only.**



### 1-8120

**Striker plate • Suit sliding screen door**  
Keeper 'Short Z'. Suits 1-8080, 1-8081 and 1-8082.  
Powdercoated steel. Black.




### 1-8130

**Striker plate • Suit sliding screen door**  
Keeper 'Long Z'. Suits 1-8080, 1-8081 and 1-8082.  
Powdercoated steel. Black.

### 1-8130SS

304 stainless steel.



### 1-8132

**Striker plate • Suit sliding screen door**  
Keeper 'X Long Z'. Suits 1-8080, 1-8081 and 1-8082.  
Suits Stegbar.  
Powdercoated steel. Black.

## Screen Door Latch



- ✱ Supplied with 304 stainless steel screws hidden under cover caps



- ✱ Supplied with 304 stainless steel screws hidden under cover caps

### 1-8082

**Latch • Suit sliding screen door**  
Plastic handle with chrome plated zinc lever. Black. Lock/unlock indicator and SS304 concealed screws.

### 1-8086

**Pull • Suit sliding screen door**  
Black. Round shape. SS304 concealed screws.




- ✱ Supplied with 304 stainless steel screws hidden under cover caps

### 1-8082A

**Latch • Suit sliding screen door**  
Set of 1-8082, 1-8086 and 1-8130. Black. Lock/unlock indicator and SS304 concealed screws.

## Screen Door Latch



\* Supplied with 304 stainless steel screws hidden under cover caps

### 1-8082B


**Latch • Suit sliding screen door**  
Set of 1-8082, 3 x 1-8086 and 1-8110. Black.  
Lock/unlock indicator and SS304 concealed screws.



\* Supplied with 304 stainless steel screws hidden under cover caps

### 1-8082C

**Latch • Suit sliding screen door**  
Set of 1-8082, 3 x 1-8086 and 1-8130. Black.  
Lock/unlock indicator and SS304 concealed screws.



**1-8040**

**Back plate • Suit sliding screen door**  
Fits behind 1-8080 and 1-8050 screen door handle. Black. Powdercoated zinc.



**1-8080**

**Latch • Suit sliding screen door**  
Powdercoated zinc. Black.



**1-8050**

**Latch • Suit sliding screen door**  
Dummy handle without back plate. Black. Powdercoated zinc.



**1-8080A**

**Latch • Suit sliding screen door**  
Set of 1-8080, 1-8083 and 1-8130. Powdercoated zinc. Black.



**1-8060**

**Pull • Suit sliding screen door**  
Flush mounted. Black. Powdercoated zinc.



**1-8081**

Latch • Suit sliding screen door  
Plastic handle with stainless steel lever. Black.



x1



x3



x1

**1-8081B**

Latch • Suit sliding screen door  
Set of 1-8081, 1-8083 (x3) and 1-8110. Black.



x1



x1



x1

**1-8081A**

Latch • Suit sliding screen door  
Set of 1-8081, 1-8083 and 1-8130. Black.



**1-8083**

Pull • Suit sliding screen door  
Black plastic. Round shape.



**1-8084-30**

**Pull • Suit sliding screen door**  
Black plastic. 30mm square shape.

**1-8084-40**

40mm square shape.



**1-8090**

**Latch • Suit sliding screen door**  
Outer snib and pull. Used with 1-8080.  
Powdercoated zinc. Black.



**1-8200BLK**  
**Bolt lock • Suit patio door**  
High security. Black.



**1-8242BLK**

**Window lock • Suit sliding window**  
Remsafe Lylock. Key lockable. Black.

**1-8242PRI**

Primrose

**1-8242WHT**

White



**1-8240BLK**

**Window lock • Suit sliding window**  
Key lockable. Black.







**1-8244BLK**  
Window lock • Suit sliding window  
Remsafe Venlock. Key lockable. Black.



**1-8244WHT**  
White



**1-8245BLK**  
Window lock • Suit sliding window  
Remsafe Block Lock. Key lockable. Black.



**1-8245WHT**  
White



**1-8250BLK**  
Bolt lock • Suit sliding window  
Remsafe wide window bolt. Key lockable. Black.

**1-8250WHT**  
White



**1-8248BLK**  
Cylinder plug • Suit sliding window  
Remsafe cylinder plug. Black.  
Suits Remsafe locks and restrictors.

**1-8248WHT**  
White



**1-8249BLK**  
Window stop • Suit sliding window  
Remsafe window stop. Black.  
Includes screws.

**1-8249WHT**  
White



**1-8255BLK**  
Cable lock • Suit window  
Remsafe universal cable lock.  
Key lockable. Black.

**1-8255SIL**  
Silver

**1-8255WHT**  
White



**1-8001**

**Lock guard • Suit screen door**  
4-hole screw fix. Tuff Polycarbonate. Clear.  
Screws included.

***Screws to the door***



**1-8002**

**Lock guard • Suit screen door**  
Under-lock fix. Tuff Polycarbonate.  
Clear. 1-slot handle fix.

*Fits behind the lock*



## 1-8802LL Screen Door Latch

Suit sliding screen door • SDLL Long Latch

- \* Self-latching assembly with no cylinder or snib
- \* Fits industry standard, centre lock cut-out
- \* Similar in shape to 1-8802
- \* Chrome operating levers
- \* Fitting instructions provided

Available in

**1-8802BLK-LL**  
Black



### Special Features

- \* Suits new and replacement sliding screen doors where a snib latch or deadlock is not required
- \* High quality screen door latch and striker

#### 1-1672

Canoe clip • Natural finish  
7.6mm D x 1.5mm H x 11.1mm L.  
Use 1/8" drill bit.



#### 1-1679

Canoe clip • Natural finish  
10.3mm D x 3.8mm H x 6.9mm L.  
Use 1/8" drill bit.



#### 1-1674

Canoe clip • Natural finish  
9.5mm D x 1.5mm H x 11.1mm L.  
Use 3/16" drill bit.



#### 1-1690

Canoe clip  
7.0mm D x 2.5mm H x 5.0mm L.  
Black finish. Use 1/8" drill bit.



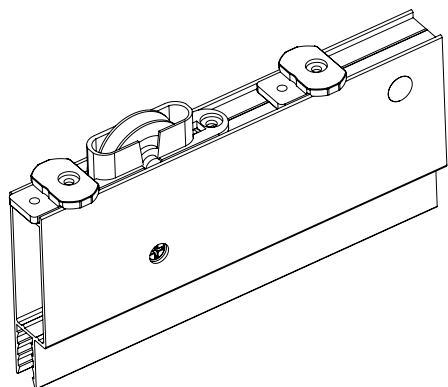
#### 1-1677

Canoe clip • Natural finish  
7.9mm D x 2.5mm H x 11.1mm L.  
Use 1/8" drill bit.



#### 1-1692

Canoe clip  
12.0mm D x 3.2mm H x 10.5mm L.  
Black finish. Use 3/16" drill bit.



**1-1645G**  
Guide • Suit security door  
21.5mm. Grey plastic.  
Mounted on door top.




**1-1646B**  
Guide • Suit security door  
23.5mm. Black plastic.  
Mounted on door top.

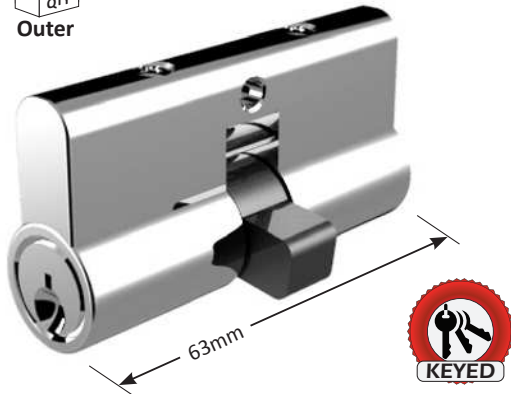


**1-1647W**  
Guide • Suit security door  
25.8mm. White plastic.  
Mounted on door top.

# Lock Cylinders



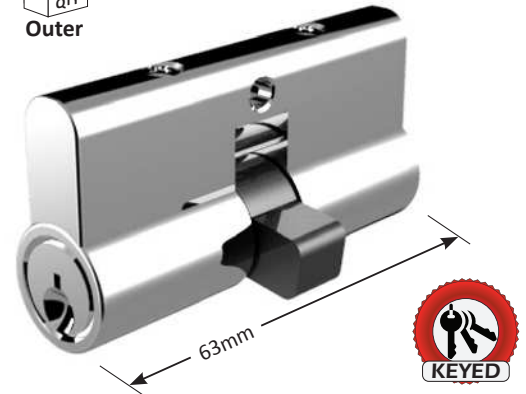
\* Most popular



## 1-8150

### Cylinder & key • Suit screen door

Standard 5-pin, C4 'long barrel' cylinder with 3 keys and cylinder screw. Chrome-plated zinc body. Suits 1- 8802, 1-8821, 1-8822, 1-8871, 1-8872, 1-8922, 1-8931 and 1-8932 series locks.



## 1-8151

### Cylinder & key • Suit screen door

Premium 5-pin, C4 'long barrel' cylinder with 3 keys and cylinder screw. Chrome-plated brass body. Suits 1- 8802, 1-8821, 1-8822, 1-8871, 1-8872, 1-8922, 1-8931 and 1-8932 series locks.



\* Most popular



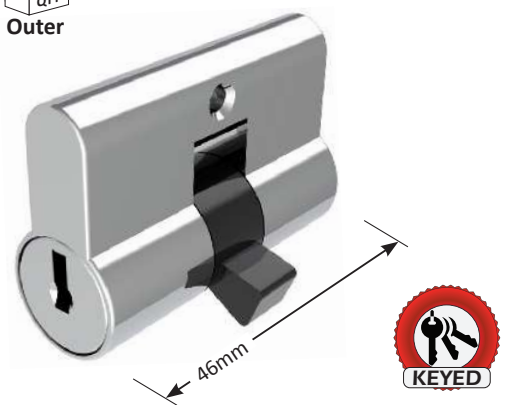
## 1-8158

### Cylinder & key • Suit screen door

4-pin, C4 'short barrel' cylinder with 3 keys and cylinder screw. Chrome-plated zinc body. Suits 1- 8802, 1-8821, 1-8822, 1-8871, 1-8872, 1-8922, 1-8931 and 1-8932 series locks.



\* Most popular



## 1-8190

### Cylinder & key • Suit screen door

5-wafer 'short barrel' cylinder with 3 keys and cylinder screw. Chrome-plated zinc body. Suits 1- 8802, 1-8821, 1-8822, 1-8871, 1-8872, 1-8922, 1-8931 and 1-8932 series locks.

## 1-8190KD

Keyed to differ.

# 1-8802 Barrier Door Lock

Suit sliding barrier door • SL1

- \* Cylinder not included
- \* Similar to Whitco® Leichhardt®\*
- \* Includes remote locking arms
- \* Can use 1-8150, 1-8151, 1-8158 or 1-8190 cylinders
- \* Fitting instructions provided


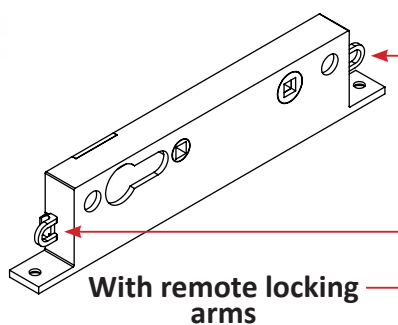
Available in these colours

**1-8802BLK**  
Black

**1-8802SIL**  
Silver

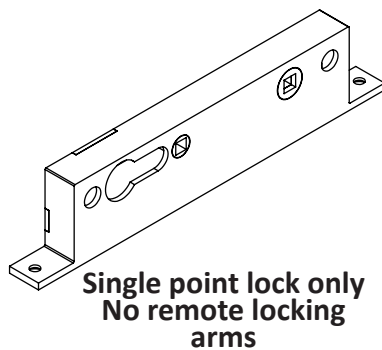
**1-8802PRI**  
Primrose

**1-8802WHT**  
White



35%  
ACTUAL  
SIZE

**1-8802BLK-SP**  
Black



## 1-8802-HKIT


Lock remote • Suit sliding barrier door • SL1  
Suits 1-8802 (SL1). 'High Kit' remote lock kit. Black. Includes top and bottom locks and rods.

## 1-8802-LKIT

Lock remote • Suit sliding barrier door • SL1  
Suits 1-8802 (SL1). 'Low Kit' remote lock kit. Black. Includes top and bottom locks and rods.

\*Whitco and Leichhardt are registered trademarks of Assa Abloy Australia Pty Ltd. Total Hardware Pty Ltd has no affiliation or connection of any kind with Assa Abloy Australia Pty Ltd.

Compatible Cylinders



80%  
ACTUAL  
SIZE



### 1-8150

Cylinder & key • Suit screen door  
Standard 5-pin, C4 'long barrel' cylinder with 3 keys and cylinder screw. Chrome-plated zinc body.



80%  
ACTUAL  
SIZE



### 1-8151

Cylinder & key • Suit screen door  
Premium 5-pin, C4 'long barrel' cylinder with 3 keys and cylinder screw. Chrome-plated brass body.

# 1-8922 Security Door Lock

Suit hinged security door • ST2

- \* Cylinder not included
- \* Similar to Whitco® Tasman®\* Mk2
- \* Can use 1-8150, 1-8151, 1-8158 or 1-8190 cylinders
- \* Fitting instructions provided



\*Contact Total Hardware for more details

### Available in these colours

<b>1-8922BLK</b> Black	<b>1-8922JAS</b> Jasper	<b>1-8922WHT</b> White
<b>1-8922BRN</b> Brown	<b>1-8922PBK</b> Paper Bark	<b>1-8922WHB</b> White Birch
<b>1-8922DUN</b> Dune	<b>1-8922PRI</b> Primrose	<b>1-8922WGR</b> Woodland Grey
	<b>1-8922SIL</b> Silver	



### 1-8922-KITP

Lock remote • Suit hinged security door • HPB  
Suits 1-8922 (ST2). 'Projection Bolt' remote lock kit. Black. Includes top and bottom locks, rods and connector bar.

### 1-8922-SROD

Short rod • Suit hinged security door  
Short rod only (505mm). Suits HPB and HPS hinged remote lock kits.

\*Whitco and Tasman are registered trademarks of Assa Abloy Australia Pty Ltd. Total Hardware Pty Ltd has no affiliation or connection of any kind with Assa Abloy Australia Pty Ltd.



### 1-8158

Cylinder & key • Suit screen door  
4-pin, C4 'short barrel' cylinder with 3 keys and cylinder screw.  
Chrome-plated zinc body.



### 1-8190

Cylinder & key • Suit screen door  
5-wafer 'short barrel' cylinder with 3 keys and cylinder screw.  
Chrome-plated zinc body.

Compatible Cylinders

# 1-8822 Barrier Door Lock

Suit sliding barrier door • TD7

- \* Cylinder not included
- \* Similar to Austral®\* SD7
- \* Can use 1-8150, 1-8151, 1-8158 or 1-8190 cylinders
- \* Fitting instructions provided
- \* 'Lock n Latch' feature (provides more locking options)

Available in these colours

<b>1-8822BLK</b> Black	<b>1-8822PRI</b> Primrose	<b>1-8822WHT</b> White
---------------------------	------------------------------	---------------------------




## 1-8821-HKIT

**Lock remote • Suit sliding barrier door**  
Suits 1-8821 and 1-8822.  
'High Kit' remote lock kit. Black.  
Includes top and bottom locks and cables.


## 1-8821-LKIT

**Lock remote • Suit sliding barrier door**  
Suits 1-8821 and 1-8822.  
'Low Kit' remote lock kit. Black.  
Includes top and bottom locks and cables.



\* Austral is a registered trademark of Allegion Australia Pty Ltd. Total Hardware Pty Ltd has no affiliation or connection of any kind with Allegion Australia Pty Ltd.

Compatible Cylinders



### 1-8150

**Cylinder & key • Suit screen door**  
Standard 5-pin, C4 'long barrel' cylinder with 3 keys and cylinder screw.  
Chrome-plated zinc body.



### 1-8151

**Cylinder & key • Suit screen door**  
Premium 5-pin, C4 'long barrel' cylinder with 3 keys and cylinder screw.  
Chrome-plated brass body.



## 1-8932 Barrier Door Lock

Suit hinged barrier door • TXC

- \* Cylinder not included
- \* Similar to Austral®\* Elegance XC
- \* Can use 1-8150, 1-8151, 1-8158 or 1-8190 cylinders
- \* Fitting instructions provided
- \* 'Lock n Latch' feature (provides more locking options)



Available in these colours

**1-8932BLK**  
Black

**1-8932PRI**  
Primrose

**1-8932WHT**  
White

### 1-8931-HKIT

Lock remote • Suit hinged barrier door  
Suits 1-8931 and 1-8932.  
'High Kit' remote lock kit. Black.  
Includes top and bottom locks and cables.

### 1-8931-LKIT

Lock remote • Suit hinged barrier door  
Suits 1-8931 and 1-8932.  
'Low Kit' remote lock kit. Black.  
Includes top and bottom locks and cables.



\* Austral is a registered trademark of Allegion Australia Pty Ltd. Total Hardware Pty Ltd has no affiliation or connection of any kind with Allegion Australia Pty Ltd.



80%  
ACTUAL  
SIZE



### 1-8158

Cylinder & key • Suit screen door  
4-pin, C4 'short barrel' cylinder with 3 keys  
and cylinder screw.  
Chrome-plated zinc body.



80%  
ACTUAL  
SIZE



### 1-8190

Cylinder & key • Suit screen door  
5-wafer 'short barrel' cylinder with 3 keys  
and cylinder screw.  
Chrome-plated zinc body.

Compatible Cylinders

# 1-8871 Security Door Lock

Suit sliding security door • AR1

- \* Cylinder not included
- \* Archie® AR1
- \* Can use 1-8150, 1-8151, 1-8158 or 1-8190 cylinders
- \* Fitting instructions provided
- \* 'Safe Select' feature (provides more locking options)

Available in

**1-8871BLK**  
Black



## 1-8871-KITH

Lock remote • Suit sliding security door • SHB

Suits 1-8871. 'High Kit' remote lock kit. Black. Includes top and bottom locks, rods and connector bar.

20%  
ACTUAL  
SIZE

Compatible Cylinders



80%  
ACTUAL  
SIZE



### 1-8150

Cylinder & key • Suit screen door  
Standard 5-pin, C4 'long barrel' cylinder with 3 keys and cylinder screw. Chrome-plated zinc body.



80%  
ACTUAL  
SIZE



### 1-8151

Cylinder & key • Suit screen door  
Premium 5-pin, C4 'long barrel' cylinder with 3 keys and cylinder screw. Chrome-plated brass body.

# 1-8872 Security Door Lock

Suit hinged security door • AR2

- \* Cylinder not included
- \* Archie® AR2
- \* Can use 1-8150, 1-8151, 1-8158 or 1-8190 cylinders
- \* Fitting instructions provided
- \* 'Safe Select' feature (provides more locking options)



\*Contact Total Hardware for more details



Available in these colours

**1-8872BLK**  
Black

**1-8872PRI**  
Primrose

**1-8872WHT**  
White



## 1-8872-KITP

Lock remote • Suit hinged security door • HPB  
Suits 1-8872. 'Projection Bolt' remote lock kit. Black. Includes top and bottom locks, rods and connector bar.



### 1-8158

Cylinder & key • Suit screen door  
4-pin, C4 'short barrel' cylinder with 3 keys and cylinder screw.  
Chrome-plated zinc body.



### 1-8190

Cylinder & key • Suit screen door  
5-wafer 'short barrel' cylinder with 3 keys and cylinder screw.  
Chrome-plated zinc body.

Compatible Cylinders

# 1-8821 Security Door Lock

Suit sliding security door • SD7

- \* Cylinder not included
- \* Austral® SD7
- \* Can use 1-8150, 1-8151, 1-8158 or 1-8190 cylinders
- \* Fitting instructions provided

Available in these colours

**1-8821BLK**  
Black

**1-8821PRI**  
Primrose

**1-8821WHT**  
White



40%  
ACTUAL  
SIZE

## 1-8821-HKIT


Lock remote • Suit sliding security door

Suits 1-8821 and 1-8822.  
'High Kit' remote lock kit. Black.  
Includes top and bottom locks and cables.

## 1-8821-LKIT

Lock remote • Suit sliding security door

Suits 1-8821 and 1-8822.  
'Low Kit' remote lock kit. Black.  
Includes top and bottom locks and cables.



Compatible Cylinders



80%  
ACTUAL  
SIZE



### 1-8150

Cylinder & key • Suit screen door  
Standard 5-pin, C4 'long barrel' cylinder  
with 3 keys and cylinder screw.  
Chrome-plated zinc body.



80%  
ACTUAL  
SIZE



### 1-8151

Cylinder & key • Suit screen door  
Premium 5-pin, C4 'long barrel' cylinder  
with 3 keys and cylinder screw.  
Chrome-plated brass body.

# 1-8931 Security Door Lock

Suit hinged security door • AXC

- \* Cylinder not included
- \* Austral® Elegance XC
- \* Can use 1-8150, 1-8151, 1-8158 or 1-8190 cylinders
- \* Fitting instructions provided



Available in these colours


**1-8931BLK**  
Black

**1-8931PRI**  
Primrose

**1-8931WHT**  
White



30%  
ACTUAL  
SIZE



## 1-8931-HKIT

Lock remote • Suit hinged security door

Suits 1-8931 and 1-8932.  
'High Kit' remote lock kit. Black.  
Includes top and bottom locks and cables.

## 1-8931-LKIT

Lock remote • Suit hinged security door

Suits 1-8931 and 1-8932.  
'Low Kit' remote lock kit. Black.  
Includes top and bottom locks and cables.



80%  
ACTUAL  
SIZE



## 1-8158

Cylinder & key • Suit screen door  
4-pin, C4 'short barrel' cylinder with 3 keys  
and cylinder screw.  
Chrome-plated zinc body.




80%  
ACTUAL  
SIZE



## 1-8190

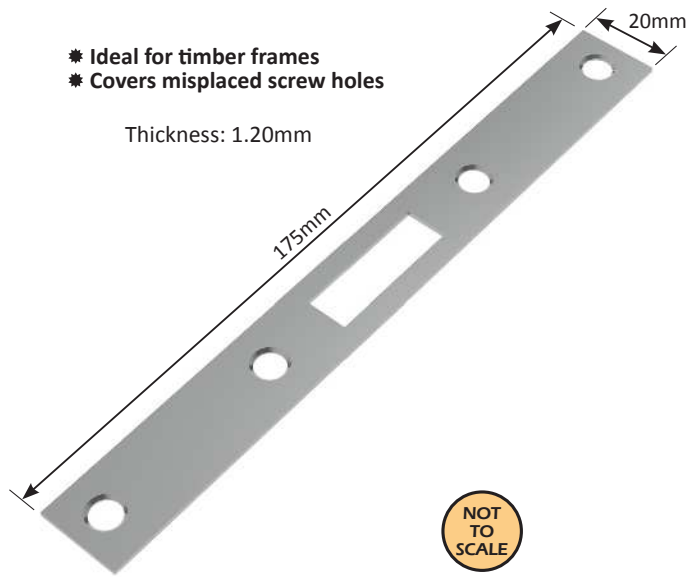
Cylinder & key • Suit screen door  
5-wafer 'short barrel' cylinder with 3 keys  
and cylinder screw.  
Chrome-plated zinc body.

Compatible Cylinders



**1-8681**

**Lock striker • Suit sliding screen door**  
Suits 1-8802 (SL1), 1-8802LL and Whitco® Leichhardt®. Zinc.\*



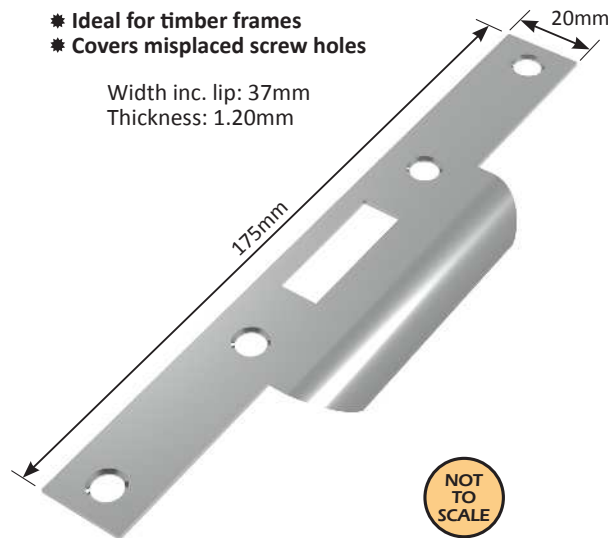
**1-8922ESPX**

**Lock striker • Suit hinged security door**  
Long strike plate without curved tongue guide.  
Suits 1-8922 (ST2) and Whitco® Tasman® Mk2.\*  
Made to order. Minimum order quantities apply.



**1-8683**

**Lock striker • Suit hinged security door**  
Extended/wide strike. Suits 1-8922 (ST2) and Whitco® Tasman® Mk2.\*



**1-8922ESP**

**Lock striker • Suit hinged security door**  
Long strike plate with curved tongue guide.  
Suits 1-8922 (ST2) and Whitco® Tasman® Mk2.\*  
Made to order. Minimum order quantities apply.



**1-8933**

**Lock striker • Suit hinged screen door**  
Extended/wide strike. Suits 1-8932 and Austral® Elegance XC.#

\*Whitco, Leichhardt and Tasman are registered trademarks of Assa Abloy Australia Pty Ltd. Total Hardware Pty Ltd has no affiliation or connection of any kind with Assa Abloy Australia Pty Ltd.

#Austral is a registered trademark of Allegion Australia Pty Ltd. Total Hardware Pty Ltd has no affiliation or connection of any kind with Allegion Australia Pty Ltd.

# 1-6600 Easy Door Closer 20KG PNEUMATIC



**EDC**



- ★ Just push the catch to keep the door open
- ★ Simply push the door to release the catch

**EDC EASY SCREEN DOOR CLOSER**

BLK	
PRI	
WHT	

**PATENTED**

Look for the white box with the red end!

Available in these colours

**1-6600BLK**  
Black

**1-6600PRI**  
Primrose

**1-6600WHT**  
White

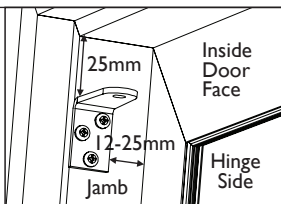
## Features

- ★ Patented design
- ★ Easy door hold-open catch
- ★ Easy one-step door release
- ★ Universal fit
- ★ Sure-close release slot
- ★ Adjustable closing speed
- ★ Extra split pin
- ★ Suits fly, barrier and security doors

### 1 Fitting Instructions

#### Jamb Bracket

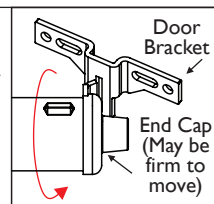
Fasten the Jamb Bracket 12-25mm from the inside of the door face on the hinge side and 25mm down from the top of the door jamb, with the 25mm self tapping screws, as shown.



### 3

#### Door Bracket

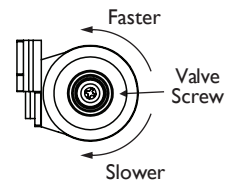
Insert the Door Bracket onto the Door Closer's foot. Close & latch the door. Swing the Closer onto the door & level. If the Door Bracket is facing away from the door, rotate the End Cap & Door Bracket 180° anti-clockwise until flush with the door.



### 5

#### Closing Speed

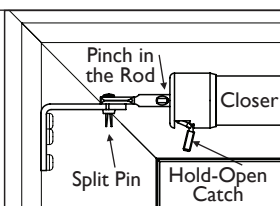
Open the door to unlatch the Hold-Open Catch. Test the door closing speed. Use a philips screwdriver on the Valve Screw to adjust the door closing speed.



### 2

#### Closer Setting

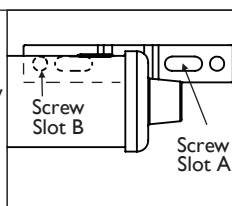
Connect the Rod to the Jamb Bracket using the Split Pin. DON'T deform the Split Pin. Tension by pulling the unit until flush with the pinch in the Rod, as shown. Press the Hold-Open Catch to lock the Rod in place.



### 4

#### Door Bracket

In the centre of Screw Slot A fix the Bracket with a 19mm screw. Remove the Split Pin & closer & fasten the other 19mm screw into Slot B. Refit the Closer and Split Pin. Spread apart the Split Pin.



#### Pack Contents

- ★ 1 x door closer and rod
- ★ 1 x jamb bracket
- ★ 1 x door bracket
- ★ 2 x split pin (1 x spare)
- ★ 3 x 25mm x 10g self-tapping screws
- ★ 2 x 19mm x 10g self-tapping screws
- ★ 2 x 19mm x 10g self-drilling screws

# 1-6600 Easy Door Closer

## 20KG PNEUMATIC

Available in these colours

1-6600BLK  
Black

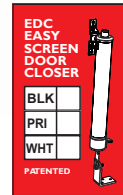
1-6600PRI  
Primrose

1-6600WHT  
White

EDC



60%  
ACTUAL  
SIZE



Look for the white box with the red end!

### Features

- \* Patented design
- \* Easy door hold-open catch
- \* Easy one-step door release
- \* Universal fit
- \* Sure-close release slot
- \* Adjustable closing speed
- \* Extra split pin
- \* Suits fly, barrier and security doors

- Pack Contents**
- \* 1 x door closer and rod
  - \* 1 x door bracket
  - \* 3 x 25mm x 10g self-tapping screws
  - \* 1 x jamb bracket
  - \* 2 x split pins (1 x spare)
  - \* 2 x 19mm x 10g self-tapping screws
  - \* 2 x 19mm x 10g self-drilling screws

# 1-6610 Screen Door Closer

## 20KG PNEUMATIC

Available in these colours

1-6610BLK  
Black

1-6610PRI  
Primrose

1-6610WHT  
White

SCW

\*Whitco is a registered trademark of Assa Abloy Australia Pty Ltd. Total Hardware Pty Ltd has no affiliation or connection of any kind with Assa Abloy Australia Pty Ltd.

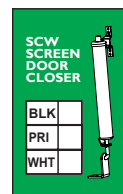


50%  
ACTUAL  
SIZE

Similar to  
Whitco®\*



\* Includes plastic retaining clip to secure rod to jamb bracket



Look for the white box with the green end!

### Features

- \* Universal fit
- \* Easy to install
- \* Sure-close release slot
- \* Adjustable closing speed
- \* Suits fly, barrier and security doors

- Pack Contents**
- \* 1 x door closer and rod
  - \* 1 x door bracket
  - \* 3 x 25mm x 10g self-tapping screws
  - \* 1 x jamb bracket
  - \* 1 x stop washer
  - \* 2 x 19mm x 10g self-tapping screws
  - \* 2 x split pins (1 x spare)
  - \* 2 x 19mm x 10g self-drilling screws



Available in these colours

**1-6615BLK**  
Black

**1-6615PRI**  
Primrose

**1-6615WHT**  
White

# 1-6615 Screen Door Closer

## 20KG PNEUMATIC


**SCA**

\*Austral is a registered trademark of Allegion Australia Pty Ltd.  
Total Hardware Pty Ltd has no affiliation or connection of any kind with Allegion Australia Pty Ltd.



55%  
ACTUAL  
SIZE

Similar to  
Austral®#



★ Heavy duty bracket

Look for the white box with the blue end!

### Features

- ★ Strong construction
- ★ Adjustable closing speed
- ★ Extra split pin
- ★ Universal fit
- ★ Auto spacing and speed adjustment tool
- ★ Suits fly, barrier and security doors
- ★ Sure-close release slot

**Pack Contents**

- ★ 1 x door closer and rod
- ★ 1 x stop washer
- ★ 3 x 25mm x 10g self-tapping screws
- ★ 1 x jamb bracket
- ★ 1 x spacer tool
- ★ 2 x 19mm x 10g self-tapping screws
- ★ 1 x door bracket
- ★ 2 x split pins (1 x spare)
- ★ 2 x 19mm x 10g self-drilling screws

Available in **1-6630BLK**  
Black

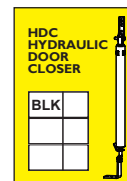
# 1-6630 Heavy Duty Closer

## 45KG HYDRAULIC

**HDH**

40%  
ACTUAL  
SIZE

EXTRA HEAVY DUTY  
45KG  
PER UNIT



★ Heavy duty  
★ Narrow profile

Look for the white box with the yellow end!

### Features

- ★ Hydraulic closer
- ★ Adjustable closing speed
- ★ Extra split pin
- ★ Universal fit
- ★ Suitable in coastal or windy environments
- ★ Suits fly, barrier and security doors
- ★ Sure-close release slot

**Pack Contents**

- ★ 1 x door closer and rod
- ★ 1 x stop washer
- ★ 4 x 25mm x 10g self-tapping screws
- ★ 1 x jamb bracket
- ★ 2 x retaining pins and end caps (1 x spare)
- ★ 2 x 19mm x 10g self-tapping screws
- ★ 1 x door bracket
- ★ 2 x split pins (1 x spare)
- ★ 2 x 19mm x 10g self-drilling screws

# 1-6620 Heavy Duty Closer

## 45KG PNEUMATIC

Available in **1-6620BLK**  
Black

**HDP**



- ☀ Heavy duty
- ☀ Double springs



Look for the white box with the orange end!

### Features

- ☀ Universal fit
- ☀ High closing strength
- ☀ Sure-close release slot
- ☀ Adjustable closing speed
- ☀ Suitable in coastal or windy environments
- ☀ Suits fly, barrier and security doors

Pack Contents	☀ 1 x door closer and rod	☀ 1 x stop washer	☀ 4 x 25mm x 10g self-tapping screws
	☀ 1 x jamb bracket	☀ 2 x retaining pins and end caps (1 x spare)	☀ 2 x 19mm x 10g self-tapping screws
	☀ 1 x door bracket	☀ 2 x split pins (1 x spare)	☀ 2 x 19mm x 10g self-drilling screws

### Luxury Screen Mesh

### Standard Flyscreen Mesh

See page 5 for details!



Combining ultra-fine yarn with a high strand count, Luxury Screen is ideal for screening windows and doors where both visibility and small insect deterrence take equal priority.

## Pet Door Screen



### SMALL

**External Dimensions:** 282mm W x 332mm H

**Cut-out Size:** 250mm W x 300mm H

**Flap Opening Size:** 190mm W x 240mm H

### MEDIUM

**External Dimensions:** 316mm W x 405mm H

**Cut-out Size:** 285mm W x 375mm H

**Flap Opening Size:** 225mm W x 305mm H

### LARGE

**External Dimensions:** 353mm W x 490mm H

**Cut-out Size:** 325mm W x 462mm H

**Flap Opening Size:** 260mm W x 400mm H

### PDSBLK

**Pet door • Suit barrier or screen door\***  
Petway. Small. Black.

### PDSBRN

Brown.

### PDSBRZ

Bronze.

### PDSPRI

Primrose.

### PDSSBE

Stone beige.

### PDSWHT

White.

### PDMBLK

**Pet door • Suit barrier or screen door\***  
Petway. Medium. Black.

### PDMBRN

Brown.

### PDMBRZ

Bronze.

### PDMPRI

Primrose.

### PDMSBE

Stone beige.

### PDMWHT

White.

### PDLBLK

**Pet door • Suit barrier or screen door\***  
Petway. Large. Black.

### PDLBRN

Brown.

### PDLBRZ

Bronze.

### PDLPRI

Primrose.

### PDLSBE

Stone beige.

### PDLWHT

White.

## Accessories



### PDSFF

**Pet door • Flexible flap**  
Petway. Small.

### PDMFF

Medium.

### PDLFF

Large.

### PDS-LBRK

**Pet door • L-bracket**  
Petway. Small.

### PDM-LBRK

Medium.

### PDL-LBRK

Large.

\*The Petway L-bracket is an adaptor that fits into the corner of a screened door or patio enclosure. Once the adaptor has been installed, push the pet door down and across (into the corner) to complete the installation without the need for a rail or cross brace.

## Pet Door Glass



### GPDSCLR

#### Pet door • Suit glass

Petway. Small. Clear.  
External dimensions 377mm dia.  
Hole size 306mm (12") dia.

### GPDMCLR

Medium.  
External dimensions 450mm dia.  
Hole size 382mm (15 1/16") dia.

Suits double-glazed panels up to 18mm thick. For thicker double-glazed units, additional components are required. Call for availability.

## Pet Door Timber



### TPDSWHT

#### Pet door • Suit timber

Petway. Small. White.  
External dimensions 282mm W x 332mm H  
Flap opening size 186mm W x 230mm H

### TPDMWHT

Medium.  
External dimensions 314mm W x 405mm H  
Flap opening size 223mm W x 311mm H

### TPDLWHT

Large.  
External dimensions 353mm W x 490mm H  
Flap opening size 258mm W x 395mm H

Suits timber doors that are minimum 34mm thick and maximum 43mm thick. Refer to fitting instructions for cut-out size/template and more information.

## Hopper Hatch



### SWHHBLK


#### Hopper hatch • Suit security window

Petway. Black.

### SWHHWHT

White.

Shower Components – Sliding  
Shower Components – Pivot & Hinged  
Shower Components – Handles & Knobs  
Shower Components – Seals





**2-7010BLK**

**Carriage • Suit shower screen**

Suits Boral Elite. Use with 3-4290 roller. Black. Fixing screws (not supplied) may vary by length required, depending on the shower suite.

**2-7010WHT**

White.



**3-4290**

**Roller • Suit shower door**

19mm. Hub: 6mm. Load: 8kg. Threaded hub. Acetal convex roller with bearing. Suits Boral Elite. Use with 2-7010 bracket.



**2-7016BLK**

**Guides, blocks & brackets • Suit shower screen**

Second panel stop blocks. L&R set. Suits Boral Elite. Black.



**2-7015BLK**

**Guides, blocks & brackets • Suit shower screen**

Bottom guide blocks. L&R set. Suits Boral Elite. Black.

**2-7015WHT**

White.



**2-7280BLK**

**Guides, blocks & brackets • Suit shower screen**

Double sash adaptor and fixed sash support blocks. Set of 3. Suits Boral Elite. Black.



**2-7080BLK**

**Guides, blocks & brackets**

**Suit shower screen**

Second panel lower pick-up block. Suits Classic. Black.



**2-7090BLK**

**Guides, blocks & brackets**

**Suit shower screen**

Fixed panel lower guide. Suits Classic. Black.



**2-7110BLK**

**Guides, blocks & brackets**

**Suit shower screen**

Fixed panel top retaining bracket. Suits Classic. Black.



**2-7165BLK**

**Guides, blocks & brackets • Suit shower screen**


Guide and pick-up blocks. Set of 3. Suits Classic. Black. Includes leading panel lower guide, second panel lower front guide and top pick-up block.



**2-7127BLK**  
Guides, blocks & brackets • Suit shower screen  
Shower screen repair kit. **Set of 5.** Suits Ultima. Black. Includes 2 x rail end caps, L&R bottom guide blocks and fixed panel anchor.




**2-7205M**  
Cord • Suit shower screen  
Nylon cord to suit three-panel shower screens. Allows the two sliding panels to operate simultaneously. Sold per metre. Suits Dias and others.



**2-7233BLK**  
Guides, blocks & brackets • Suit shower screen  
Shower screen repair kit. **Set of 11.** Black. Suits Elegant and Series 9300.

**2-7233WHT**  
White.



**2-7320BLK**  
Guides, blocks & brackets • Suit shower screen  
Shower screen repair kit. **Set of 16.** Black.

**2-7320WHT**  
White.



**2-7310BLK**  
Guides, blocks & brackets • Suit shower screen  
Sill blocks. **Set of 3.** Black. Suits Ideal, Regency, Showerite, Norfe and BGC.

**2-7310WHT**  
White.




**2-7300BLK**  
Guides, blocks & brackets • Suit shower screen  
Pick-up block. Black. Suits Ideal, Regency, Showerite, Norfe and BGC.

**2-7300WHT**  
White.




**2-7260BLK**  
Guides, blocks & brackets  
Suit shower screen  
Panel guide top hook. Black.



**2-7270**  
Corner stake  
Suit shower screen  
Suits Trimview and others.



**2-7272**  
Corner stake  
Suit shower screen  
Plastic. Includes screw.  
Suits Dias.



**2-7440**  
Carriage & roller set • Suit shower screen  
Set of 4. Suits many old shower screens including Alcan, Comalco and Regency.



**3-4281**  
Roller • Suit shower, flyscreen or wardrobe door  
19.0mm. Hub: 3mm. Load: 8kg.  
Threaded hub.  
Acetal flat roller with bearing.  
Suits shower screen or flyscreen door.  
Can use 3-4300.



**3-4286**  
Roller • Suit shower door  
19mm. Hub: 3.1mm. Load: 8kg.  
Threaded hub.  
Acetal flat roller with bearing.  
Suits Dias.



**3-4340**  
Roller • Suit shower, flyscreen or wardrobe door  
19mm. Hub: 4.4mm. Load: 8kg.  
Threaded hub.  
Acetal convex roller with bearing.



**3-4285**  
Roller • Suit shower, flyscreen or wardrobe door  
28mm. Hub: 3.2mm. Load: 8kg.  
Threaded hub.  
Acetal flat roller with bearing.  
Suits Dias and others.



**3-4300**  
Roller • Suit shower, flyscreen or wardrobe door  
19mm. Hub: 3.3mm. Load: 8kg.  
Threaded hub.  
Acetal blue flat roller with bearing.  
Earlier model had no bearing.  
Suits Trimview and others. Can use 3-4281.



**3-4350**  
Roller • Suit shower, flyscreen or wardrobe door  
19mm. Hub: 2mm. Load: 8kg.  
Threaded hub.  
Acetal convex roller with bearing.



**3-4290**  
Roller • Suit shower door  
19mm. Hub: 6mm. Load: 8kg.  
Threaded hub.  
Acetal convex roller with bearing.  
Suits Boral Elite. Use with 2-7010 bracket.




**3-4341**  
Roller • Suit shower, flyscreen or wardrobe door  
18mm. Hub: 4mm. Load: 12kg.  
Threaded hub.  
Acetal convex V roller, no bearing.

✳ For more roller measurements, refer to the table on page 111.





**2-7585**  
Hinge • Suit shower screen  
50mm. Stainless steel.  
Suits Dias.



**2-7188BLK**  
Pivot set • Suit hinged shower screen  
Saddle blocks, pin block assemblies, covers and screws. **Set of 8.**  
Suits Dimension and Phoenix. Black.



**2-7194BLK**  
Pivot set • Suit hinged shower screen  
Saddle blocks, pin blocks and covers. **Set of 8.**  
Suits AB Pivot. Black



**2-7197BLK**

**Pivot set • Suit hinged shower screen**

Saddle blocks, inside pin blocks and outside pin blocks. **Set of 6.** Black. Suits Series 9300.

**2-7197WHT**

White.



**2-7350**

**Pivot set • Suit hinged shower screen**

Glass support blocks, screw sets, sleeves, pin block assemblies, covers and caps. **Set of 20.** Chrome. Suits Mirage and Contour Frameless.



**2-7510BLK**

**Pivot set • Suit hinged shower screen**

Blocks, pins, covers and caps. **Set of 8.** Suits Integrity. Black.

**2-7510WHT**

White.



**2-7640**

**Handle & knob • Suit shower screen**  
Handle and knob set. Round, finger pull. Black.  
19mm D x 200mm L.  
Suits 10mm hole size with 180mm hole centres.



**2-7630**

**Handle knob • Suit shower screen**  
Knob set. Round, finger pull. Chrome.  
24mm D x 31mm L.  
Suits 10mm hole size.



**2-7635**

**Handle knob • Suit shower screen**  
Knob set. Round, grooved. Black.  
25mm D x 30mm L.  
Suits 10mm hole size.



**2-7638**

**Handle knob • Suit shower screen**  
Knob set. Square, grooved. Black.  
22mm H x 22mm W x 36mm L.  
Suits 10mm hole size.




**2-7173BLK**  
Handle • Suit shower screen  
Includes cover caps.  
Suits AB Pivot. Black.


**2-7173WHT**  
White.



**2-7225BLK**  
Handle • Suit shower screen  
Suits Series 9300. Black.




**2-7227BLK**  
Handle • Suit shower screen  
Suits Framed Slider. Black.



**2-7229BLK**  
Handle • Suit shower screen  
Handle set with screws and caps. **Set of 8.**  
Suits Phoenix, Framed Slider and Dimension. Black.

4

**8-7610****Seal • Suit shower screen**Single flap. PVC clear.  
Suits 6mm glass. 2.1m.**8-7620****Seal • Suit shower screen**Double flap. PVC clear.  
Suits 6mm glass. 2.0m.**8-7640****Seal • Suit shower screen**Bulb. PVC clear.  
Suits 6mm glass. 2.1m.



**Door Carriages & Rollers**  
**Door Clips, Stops & Guides**  
**Shed Carriages & Rollers**  
**Timber & Wardrobe Guides, Carriages & Rollers**  
**Screen Door Guides, Carriages & Rollers**  
**Rollers with Bores, Axles & Nuts**  
**Window Carriages & Rollers**

**Symbol Guide**  
for this section



**Heavy Duty**  
Capacity up to Xkg per unit



**Extra Heavy Duty**  
Capacity up to Xkg per unit



**X% Actual Size**  
Image displayed is a proportion of the part's actual size



**Call for Availability**  
Rare part - Please call us to check availability prior to ordering



**Corrosion Resistant**  
Able to resist corrosion in the presence of water or air moisture




**No Longer Available**  
Not currently available for sale



**Offset Roller**  
Roller offsets by 1mm to avoid clashing frames




**Patented Design**  
Protected against copyright infringement



**3-1010**

**Carriage adjustable & roller • Suit patio door**

90 degree fins. 25kg.  
Acetal roller with bearing.  
Suits Trimview, Alcan, Olympic, Spacemaster, Old Crane, Versalite, Clearview, Airlie and others.



**3-1018**

**Similar to 3-1010 • Premium heavy duty**


Corrosion resistant bearing. 90 degree fins. 35kg.  
Metal carriage with 3-4068 premium, corrosion-resistant 32mm roller. Glass-filled acetal roller, stainless steel bearing and axle.



**3-1011**

**Packing bridge**


Suits 3-1010, 3-1013 and 3-1018.



**3-1013**

**Similar to 3-1010 • Stainless steel roller & bearing**

90 degree fins. 25kg.



**3-1040**

**Carriage adjustable & roller • Suit patio door**

17mm wide. Rectangular 'A' washer. 25kg.  
Acetal roller with bearing.



**3-1051**

**Bracket • Suit patio door**

Bracket for 3-1061. 25kg.  
Suits Boral KM Cyclone, GJames and some wardrobes.






**3-1061**  
Carriage & roller • Suit patio door  
Use with 3-1051 bracket. 25kg.  
Acetal roller with bearing.  
Suits Boral KM Cyclone, GJames and some wardrobes.



**3-1062**  
Carriage adjustable & roller • Suit patio door  
Combo of 3-1051 & 3-1061. 25kg.  
Acetal roller with bearing.  
Suits Boral KM Cyclone, GJames and some wardrobes.



**3-1071-17**  
Carriage adjustable & roller • Suit patio door  
Aluminium carriage. 17.5mm flared wings. 25kg.  
Acetal roller with bearing. Rectangular 'A' washer.  
Suits Frontline, Allulite, Statesman, Vincent, Naco, Trend, Vantage and others.



**3-1070-17**  
Carriage adjustable & roller • Suit patio door  
17mm flared wings. Rectangular 'A' washer. 25kg.  
Acetal roller with bearing.  
Suits Frontline, Allulite, Statesman, Vincent, Naco, Trend, Vantage and others.

**3-1070-22**  
22mm flared wings.




**3-1078SP-17**  
Similar to 3-1070-17 • Premium heavy duty  
Corrosion resistant carriage and bearing. 35kg.  
Stainless steel carriage with 3-4148 premium, corrosion-resistant 32mm roller. High-tech polymer roller, stainless steel bearing and axle.



**3-1078SS-17**  
Similar to 3-1070-17 • Premium heavy duty  
Corrosion resistant carriage, roller and bearing. 35kg.  
Stainless steel carriage with 3-4210 premium, corrosion-resistant 32mm roller. Stainless steel roller, bearing and axle.







**3-1080**

**Carriage adjustable & roller • Suit sliding door**

Flat sided. 15mm wide. Round washer. 25kg.  
Acetal roller with bearing.  
Suits wardrobes, sliding timber doors and some sliding patio doors.



**3-1088**

**Carriage adjustable & roller • Heavy duty**

Corrosion resistant and heavy duty. 100kg.  
Stainless steel carriage, brass roller with bearing.



**3-1081**

**Carriage adjustable & roller • Suit sliding door**

Flat sided. 15mm wide. Round washer. 35kg.  
Brass roller with bearing.  
Suits wardrobes, sliding timber doors and some sliding patio doors.



**3-1089SP**

**Similar to 3-1080 • Premium heavy duty**

Corrosion resistant carriage and bearing. 35kg.  
Stainless steel carriage with 3-4148 premium, corrosion-resistant 32mm roller. High-tech polymer roller, stainless steel bearing and axle.



**3-1089SS**

**Similar to 3-1080 • Premium heavy duty**

Corrosion resistant carriage, roller and bearing. 35kg.  
Stainless steel carriage with 3-4210 premium, corrosion-resistant 32mm roller. Stainless steel roller, bearing and axle.




**3-1083-14**


**Carriage adjustable & roller • Heavy duty**

Aluminium carriage. Flat sided. 14mm wide. 35kg.  
Round washer. Acetal roller with bearing.






**3-1090**  
Carriage adjustable & roller • Suit patio door  
Plastic carriage. 25kg.  
Acetal roller with bearing.  
Suits old BGC and Jason (1982 - 2000).  
Use 3-4140 as replacement roller.



**3-1110**  
Carriage adjustable & roller • Suit patio door  
Cast zinc body. 25kg.  
Acetal roller with bearing.  
Use 3-4060 and 3-4440 as replacement roller and axle.




**3-1092**  
Carriage adjustable & roller • Suit patio door  
Same as 3-1090 with raised nibs. 25kg.  
Acetal roller with bearing.  
Suits BGC from 2004 to Mk2.  
Use 4140 as replacement roller.



**3-1120**  
Carriage adjustable & roller • Suit patio door  
Plastic carriage. Suits JG. 25kg.  
Acetal roller with bearing.  
Can use 3-1121. Use 3-4145 as replacement roller.




**3-1091**  
Carriage adjustable & roller • Suit patio door  
Aluminium carriage. 25kg.  
Acetal roller with bearing.  
Can use 3-1090. Suits 2V series Wunderlich.  
Use 3-4060 as replacement roller.  
For top guide, use 3-1640.



**3-1121**  
Carriage adjustable & roller • Suit patio door  
Metal carriage. Suits JG. 25kg.  
Acetal roller with bearing.  
Can use 2-1120. Use 3-4145 as replacement roller.



**3-1130**  
**Carriage adjustable & roller • Suit patio door**  
 Aluminium carriage. Suit Comalco. 25kg.  
 Acetal roller with bearing.  
 Use 3-4060 and 3-4450 as replacement roller and axle.



**3-1150**  
**Carriage adjustable & roller • Suit patio door**  
 Metal roller. 25kg.  
 Metal roller with bearing.  
 Can replace 3-1349.



**3-1132**  
**Carriage adjustable & roller • Suit patio door**  
 Zinc plated steel carriage. 25kg.  
 Acetal roller with bearing.  
 Suits old Comalco.  
 Use 3-4060 and 3-4440 as replacement roller and axle.  
 No longer available, use 3-1130.



**3-1151**  
**Carriage adjustable & roller • Suit patio door**  
 Aluminium carriage. 15kg.  
 Small acetal roller with bearing.  
 Roller unavailable separately.



**3-1139**  
**Carriage adjustable & roller • Suit patio door**  
 Metal carriage. 25kg.  
 Acetal roller with bearing.  
 Suits Comalco 2C and Jason (1982 - 2000).  
 Can use 3-1130. Use 3-4060 as replacement roller with original axle. Rare part - Call for availability.




**3-1160**  
**Carriage adjustable & roller • Suit patio door**  
 Metal carriage. Stainless steel roller. 25kg.  
 Rare part - Call for availability.






**3-1170**  
Carriage adjustable & roller • Suit patio door  
Plastic carriage. 25kg.  
Acetal roller with bearing.  
Suits old BGC and Jason (1982 - 2000), and others.  
Can use 3-1090. Use 3-4140 as replacement roller.



**3-1171**  
Carriage adjustable & roller • Suit patio door  
Plastic carriage. 25kg.  
Acetal roller with bearing.  
Suits Boral/Dowell Mk5C.  
Can use 3-1240. Use 3-4140 as replacement roller.



**3-1177**  
Carriage adjustable & roller • Suit patio door  
Plastic carriage. 25kg.  
Acetal roller with bearing.  
Suits old BGC and Jason (1982 - 2000), and others.  
Can use 3-1090. Use 3-4140 as replacement roller.



**3-1200**  
Carriage adjustable & roller • Suit patio door  
Stainless steel roller. Suits Jason pre-1982.  
Aluminium carriage and stainless roller with bearing.  
Replaces Rolltrak's 1209. Use 3-4220 as replacement roller.



**3-1203-ICS**  
Carriage • Suit patio door  
Interlock connector for stacking doors.  
Suits Bradnams Airlie stacking doors.  
Housing for 3-1203.



**3-1203**  
Carriage adjustable & roller • Suit patio door  
Inner housing plastic carriage. Acetal V groove roller with bearing. 25kg.  
Suits Bradnams Airlie.  
Use 3-1203-ICS housing for an outer carriage. Note: Other outer carriages for the Airlie door suite also suit this part.



**3-1190**  
**Carriage adjustable & roller • Suit patio door**  
 10mm wide. Corrosion resistant. 25kg.  
 Stainless roller with bearing.  
 Suits Prongers and Lidco.  
 Can replace 3-1220.



**3-1185**  
**Carriage adjustable & roller • Suit window**  
 Stainless steel carriage. 25kg.  
 Acetal roller with bearing.



**3-1180**  
**Carriage adjustable & roller • Suit patio door**  
 Corrosion resistant. 100kg.  
 Stainless steel carriage and roller with bearing.  
 Suits GJAMES and others. Replaces Rolltrak's 1300.




**3-1206**  
**Carriage adjustable & roller • Suit patio door**  
 With spring. Suits Bradnams. 25kg.  
 Plastic carriage. Acetal roller with bearing.


**3-1207**  
 Without spring.



**3-1204**  
**Carriage adjustable & roller • Suit patio door**  
 Rear carriage and roller. 25kg.  
 Cast zinc carriage with rubber stopper.  
 Acetal roller with bearing.  
 Suits Rylock, Alulite and GTI.  
 Use 3-1205 for the front of the door.




**3-1205**  
**Carriage adjustable & roller • Suit patio door**  
 Front carriage and roller. 25kg.  
 Cast zinc carriage and acetal roller with bearing.  
 Suits Rylock, Alulite and GTI.  
 Use 3-1204 for the back of the door.



Inner carriage.  
Not sold separately.

**3-1208**

**Carriage adjustable & roller • Suit patio door**  
Suits Southern Star. 25kg.  
Acetal roller with bearing.



**3-1216**

**Similar to 3-1210 • Premium heavy duty**  
Corrosion resistant carriage and roller. 40kg.  
3-4138 premium, corrosion-resistant 36mm roller. High tech polymer roller, stainless steel bearing and axle.  
Suits Dowell and AMP.  
Use 3-4138 as replacement roller.



**3-1210**

**Carriage adjustable & roller • Suit patio door**  
Plastic carriage 3 slot adjustment. 25kg.  
36mm acetal roller with bearing.  
Suits Dowell and AMP.  
Use 3-4130 as replacement roller.



**3-1218**

**Carriage adjustable & roller • Suit patio door**  
Plastic carriage 4 slot adjustment. 25kg.  
Acetal roller with bearing.  
Suits Robb & Brown.  
Use 3-4160 as replacement roller.




**3-1212**

**Carriage adjustable & roller • Heavy duty**  
Plastic carriage 3 slot adjustment. 35kg.  
32mm acetal roller with bearing.  
Suits Dowell and AMP.  
Use 3-4142 as replacement roller.



**3-1219**

**Carriage adjustable & roller • Suit patio door**  
Plastic carriage 4 slot adjustment. 25kg.  
Acetal roller with bearing.  
Suits Bradnams.  
Use 3-4140 as replacement roller.



**3-1213**

**Carriage adjustable & roller • Heavy duty**  
Plastic carriage 3 slot adjustment. 35kg.  
36mm brass roller with bearing.  
Suits Dowell and AMP.





**3-1220**

**Carriage adjustable & roller • Suit patio door**  
 10mm wide. Corrosion resistant. 25kg.  
 Stainless steel carriage and stainless steel roller with bearing.  
 Tail not available. Use the tail from existing carriage. Can use 3-1190.



**3-1250**

**Carriage adjustable & roller • Suit timber door**  
 Heavy duty. Narrow body. Brass roller. 115kg.  
 Steel carriage and brass roller with bearing.  
 Can use with Rolltrak's 1261 plastic foot.



**3-1240**

**Carriage adjustable & roller • Suit patio door**  
 Plastic carriage. 25kg.  
 Acetal roller with bearing.  
 Suits Boral Mk5C, Nu-Look, Dowell and others.  
 The roller is not replaceable.



**3-1260**

**Carriage adjustable & roller • Suit commercial door**  
 Heavy duty. Wide body. Brass roller. 115kg.  
 Steel carriage and brass roller with bearing.  
 Can use with Rolltrak's 1261 plastic foot.  
 Can substitute with 3-1262.




**3-1241**

**Similar to 3-1240 • Premium heavy duty**  
 Corrosion resistant. 35kg.  
 Plastic carriage and stainless steel roller with bearing.  
 Suits Boral Mk5C, Nu-Look, Dowell and others.  
 The roller is not replaceable.







**3-1266**

**Carriage adjustable & rollers • Heavy duty**  
Tandem acetal rollers. 60kg.  
Metal carriage and acetal rollers with bearing.  
Suits heavy timber doors.



**3-1266-STN**


**Similar to 3-1266 • Stainless steel carriage**  
Heavy duty. Tandem acetal rollers. 80kg.  
Stainless steel carriage and acetal rollers with bearings.  
Suits heavy timber doors.



**3-1266-STST**

**Similar to 3-1266 • Stainless carriage & rollers**  
Heavy duty. Tandem stainless steel rollers. 100kg.  
Stainless steel carriage and stainless steel rollers with bearings.  
Suits heavy timber doors.





**3-1262**  
**Carriage adjustable & rollers • Heavy duty**  
 Tandem acetal rollers. 60kg.  
 Plastic carriage and acetal rollers with bearing.  
 Suits commercial sliding doors.




**3-1270**  
**Carriage & roller • Heavy duty**  
 Flat brass roller. 50kg.  
 Metal carriage and brass roller with bearing.  
 Suits commercial sliding doors.



**3-1273**  
**Carriage adjustable & rollers • Heavy duty**  
 Tandem acetal rollers. 60kg.  
 Metal carriage and acetal rollers with bearing.  
 Suit timber sliding doors.





**3-1271**

**Carriage adjustable & roller • Top fix**

Top hung commercial door roller. 100kg.  
Aluminium carriage and acetal roller with bearing.  
Suits Masterglide, Tomma, Glidemaster and others.  
Use 3-4630 as replacement roller.



**3-1272**

**Carriage & roller • Heavy duty**

Roller and anti-bounce guide. 100kg.  
Aluminium carriage and acetal rollers with bearing.





**3-1284**

**Carriage adjustable & rollers • Suit sliding door panel**  
 Tandem roller assembly, 22mm wide. 150kg.  
 Stainless steel inner and outer. High performance machined polymer roller.  
 Suits large timber and some commercial aluminium doors.



**3-1289**

**Carriage adjustable & rollers • Suit sliding door panel**  
 Quad roller assembly, 22mm wide. 225kg.  
 Stainless steel inner and outer. High performance machined polymer roller.  
 Suits large timber and some commercial aluminium doors.






**3-1290**  
Carriage adjustable & roller • Suit wardrobe door  
Metal carriage. 25kg.  
Acetal roller with bearing.  
Can also use 3-1290-K.



**3-1310**  
Carriage adjustable & roller • Heavy duty  
Plastic carriage. 40kg.  
Acetal roller with bearing.  
Suits A&L Windows. Can use 3-1319.




**3-1290-K**  
Carriage adjustable & roller • Suit wardrobe door  
Metal carriage. 25kg.  
Acetal roller with bearing.  
Can also use 3-1290.




**3-1316**  
Carriage adjustable & roller • Suit patio door  
Metal carriage. 25kg.  
Acetal roller with bearing.  
No longer available, use 3-1319.




**3-1300**  
Carriage adjustable & roller • Heavy duty  
Stainless steel carriage. 113kg.  
Brass roller with bearing.  
Suits internal and external doors.  
Can use 3-1319.




**3-1317**  
Carriage adjustable & roller • Suit patio door  
Metal carriage. 25kg.  
Acetal roller with bearing.



**3-1318**  
 Carriage adjustable & roller • Suit patio door  
 Metal carriage. 25kg.  
 Acetal roller with bearing.



**3-1319**  
 Carriage adjustable & roller • Suit patio door  
 Metal carriage. 25kg.  
 Acetal roller with bearing.  
 Can use 3-1310.



**3-1349**  
 Carriage adjustable & roller • Suit patio door  
 Metal carriage. 25kg.  
 Acetal roller with bearing.  
 Suits old Stegbar. Original had a stainless steel carriage.



**3-1320**  
 Carriage adjustable & roller • Suit timber door  
 60kg. Suits Dowell and others. Plastic carriage and acetal roller with bearing. Suits timber or wardrobe sliding doors.



**3-1330**  
 Carriage adjustable & roller • Suit patio door  
 Right hand. 25kg. Use 3-1340 for left hand.  
 Plastic carriage and acetal roller with bearing.  
 Replaces longer, older model. Roller not available separately.  
 Suits Stegbar.



**3-1340**  
 Carriage adjustable & roller • Suit patio door  
 Left hand. 25kg. Use 3-1330 for right hand.  
 Plastic carriage and acetal roller with bearing.  
 Replaces longer, older model. Roller not available separately.  
 Suits Stegbar.



**3-1350-NFB090**

**Carriage adjustable & block • Suit fixed door panel**

Fixed panel adjuster. 17.5mm wide. 90kg.  
Nylon outer and inner. Adjustable block - long.  
Suits some Alspec, Capral, Ullrich, GJames and Vantage.



**3-1350-NFN040**

**Carriage adjustable & block • Suit fixed door panel**

Fixed panel adjuster. 18.75mm wide. 40kg.  
Nylon outer and inner. Adjustable block - short.  
Suits some Capral, Vantage, Ullrich and others.



**3-1351-ZCN040**

**Carriage adjustable & roller • Suit sliding door panel**

Single roller assembly. 18.75mm wide. 40kg.  
Nylon outer, zinc plated steel inner.  
Acetal roller with bearing.  
Suits some Capral, Vantage, Ullrich and others.





### 3-1352-SSY090

**Carriage adjustable & rollers • Suit sliding door panel**

Tandem roller assembly. 15.5mm wide. 90kg.  
Nylon outer, stainless steel inner.  
Acetal rollers with bearings.  
Suits timber and some aluminium doors.



### 3-1352-SSA090

**Carriage adjustable & rollers • Suit sliding door panel**


Tandem roller assembly. 18mm wide. 90kg.  
Nylon outer, stainless steel inner.  
Acetal rollers with bearings.  
Suits some Alspec high-end residential and commercial doors.





**3-1352-SSB090**

Carriage adjustable & rollers • Suit sliding door panel  
Tandem roller assembly. 17.5mm wide. 90kg.  
Nylon outer, stainless steel inner.  
Acetal rollers with bearings.  
Suits some Alspec, Capral, Ullrich, GJames and Vantage.



**3-1352-STB120**

Carriage adjustable & rollers • Suit sliding door panel  
Tandem roller assembly. 17.5mm wide. 120kg.  
Nylon outer, stainless steel inner.  
Stainless steel rollers with bearings.  
Suits some Alspec, Capral, Ullrich, GJames and Vantage.



**3-1354-SSB150**

**Carriage adjustable & rollers • Suit sliding door panel**  
 Quad roller assembly. 17.5mm wide. 150kg.  
 Nylon outer, stainless steel inner.  
 Acetal rollers with bearings.  
 Suits some Alspec, Capral, Ullrich, GJames and Vantage.




**3-1360**

**Carriage adjustable & roller • Heavy duty**  
 Corrosion resistant. 40kg.  
 Plastic carriage and stainless roller with bearing.  
 Suits Lidco, Dowell and Nu-Look.




**3-1361**

**Similar to 3-1360 • Suit patio door**  
 15kg.  
 Plastic carriage & acetal roller with bearing.  
 Suits Lidco, Dowell and Nu-Look.



**3-1362**

**Carriage adjustable & roller • Suit patio door**  
 12mm wide. 20kg.  
 Steel carriage and acetal roller with bearing.



**3-1369**


**Carriage adjustable & roller • Suit patio door**  
 Corrosion resistant. 30kg. No longer available.  
 Steel carriage and acetal roller with bearing.  
 Suits Lidco. Can use 3-1360 or 3-1361.





**3-1370**

**Carriage adjustable & rollers • Heavy duty**  
Tandem rollers. Suits Vantage and others. 45kg.  
Stainless steel carriage and acetal rollers with bearings.



**3-1400**

**Carriage adjustable & roller • Suit commercial door**  
Steel carriage. 25kg.  
Acetal roller with bearing.  
Rare item - Call for availability.



**3-1380**

**Carriage adjustable & roller • Suit patio door**  
Medium duty. 15kg.  
Plastic carriage and acetal roller with bearing.  
Suits BGC Mk2.  
Roller not available separately.



**3-1410**

**Carriage adjustable & roller • Suit patio door**  
Corrosion resistant. 25kg.  
Stainless steel carriage and metal roller with bearing.



**3-1610**  
**Guide • Suit timber door**  
 Floor mount. Plastic.



**3-1630**  
**Guide floor mount • Suit cavity door**  
 Butterfly. Plastic.



**3-1631**  
**Guide floor mount • Suit cavity door**  
 Left and right. Plastic.



**3-1640**  
**Guide • Suit patio door**  
 Head guide door mounted. Plastic.  
 Suits Jason and Wunderlich.  
 Replaces old version with roller.



**3-1650**  
**Retaining clip • Suit patio door**  
 External fixed panel retaining clip. Bottom fix.  
 Suits Boral KM Cyclone and old GJames.



**3-1660**  
**Retaining clip • Suit patio door**  
 External fixed panel retaining clip. Bottom fix.  
 Suits Dowell.



**3-1694**  
**Guide spacer • Suit patio door**  
 Suits Trimview.  
 Rare part - Call for availability.



**3-1700**  
**Guide • Suit sliding window**  
 Top guide. Suits Trimview.



**3-1701**  
**Guide • Suit sliding window**  
 Bottom guide. Suits Trimview.  
 Rare part - Call for availability.





**3-1710**  
Sleeve nut • Long  
5/32 BSW. Includes screw.  
Suits lock pulls 4-8590 and 4-8660.



**3-1711**  
Sleeve nut • Short  
5/32 BSW. Includes screw.  
Suits Boral KM Cyclone handle 4-8610.



**3-1720**  
Door stop • Suit sliding door  
Plastic.

**3-1741**  
Guide • Suit timber door  
Architrave and floor mount. Aluminium two-piece.




**3-1730**  
Guide • Suit timber door  
Architrave mount.  
Metal two-piece.




**3-1760**  
Door stop • Suit sliding door  
Metal with rubber stopper.



**3-1731**  
Guide • Suit timber door  
Architrave and floor mount.  
Plastic two-piece.



**3-1781**  
Door stop • Suit sliding door  
Plastic. Suit top track.

**3-1870****Guide • Suit timber door**

62mm. Floor mount. Plastic.  
Suits Robe Runner, Tudor and other wardrobe and cupboard doors. TT30.


**3-1881****Guide • Suit timber door**

Includes additional metal architrave mount.  
Suits Manhattan, Arrow and Triumph wardrobe and cupboard doors. P209.


**3-1880****Guide • Suit timber door**

63mm. Floor mount. Plastic.  
Suits Manhattan, Arrow and Triumph wardrobe and cupboard doors. TT208.


## Shed Carriages & Rollers

**3-1900****Carriage & roller • Suit shed door**

Plastic body and acetal roller.  
This will replace old version without roller.  
Suits Treco, Victa, Shed Man and many others.

**3-1920****Carriage adjustable & roller • Suit shed door**

22mm roller.  
Off-angle to flex correctly into shape under load.  
Suits Heritage, Span Built, Absco and others.




**3-2022**

Carriage & roller • Suit double-hung window  
Brass roller with bearing. 36kg.



**3-2020**

Carriage & roller • Suit timber door  
Also suits double-hung windows. 34kg.  
Acetal roller with bearing.



**3-2030**

Carriage & roller • Suit timber door  
Brass roller with bearing. 35kg.  
38mm brass roller with bearing.  
Replaces stainless steel roller version.



**3-2050****Carriage & roller • Suit timber door**

Suits Horizon. 30kg.  
Acetal roller with bearing.

**3-2085****Carriage & roller • Suit timber door**

Also suits cupboard doors. 8kg.  
Acetal roller, no bearing roller.  
Rare part - Call for availability.

**3-2051****Carriage & roller • Suit timber door**

Suits Horizon. 60kg.  
Metal roller with bearing.

**3-2100****Trolley adjustable & rollers • Suit hanging door**

Tandem bogie rollers. Includes fixing plate. 34kg.  
Acetal convex rollers with bearings.  
Suits Triumph Track System.

**3-2062****Carriage adjustable & roller • Suit timber door**

Includes anti-bounce guide. Suits hanging doors. 30kg.  
Acetal convex roller with bearing.  
Suits Centor, Trak, Sylon, Henderson, Smart and many others.  
Use 3-4400 as replacement roller.

**3-2102****Carriage & rollers • Suit timber door**

Bogie rollers. Also suits cupboard doors. 10kg.  
Acetal convex rollers with bearings.





**3-2130**  
Carriage adjustable & roller • Suit timber door  
Includes anti-bounce guide. Suits hanging doors. 15kg.  
Acetal convex roller with bearing.  
Suits Arrow. Use 3-4361 as replacement roller.



**3-2145**  
Carriage adjustable & roller • Suit timber door  
Use 3-4360 as replacement roller. 12kg.  
Acetal convex roller with bearing.



**3-2151**  
Trolley adjustable & rollers • Suit hanging door  
Bogie rollers. Also suit wardrobe doors. 16kg.  
Acetal convex rollers with bearings.



**3-2170**  
Carriage adjustable & roller • Suit wardrobe door  
Front door fit. Top hung. Includes screws. 12.5kg.  
Acetal convex roller with bearing. White roller.  
Suits some shed manufacturers.



**3-2180**  
Carriage adjustable & roller • Suit wardrobe door  
Back door fit. Top hung. Includes screws. 12.5kg.  
Acetal convex roller with bearing. Black or blue roller.  
Suits some shed manufacturers.

**3-1290****Carriage adjustable & roller • Suit wardrobe door**

Metal carriage. 25kg.  
Acetal roller with bearing.  
Can also use 3-1290-K.

**3-1290-K****Carriage adjustable & roller • Suit wardrobe door**

Metal carriage. 25kg.  
Acetal roller with bearing.  
Can also use 3-1290.

**3-2700****Carriage adjustable & roller • Suit wardrobe door**

Suits Stegbar, Aki and others. 25kg.  
Acetal roller with bearing.  
Various versions have been manufactured with different wheel sizes. This replaces all. Includes 12.5mm (wider) axle and full support rail.

**3-1320****Carriage adjustable & roller • Suit timber door**


60kg. Suits Dowell and others. Plastic carriage and acetal roller with bearing. Suits timber or wardrobe sliding doors.

**3-2300****Trolley adjustable & rollers • Suit hanging door**

Tandem bogie. Includes fixing plate. 32kg.  
Acetal convex V rollers with bearings.  
Includes 3-2301 retaining bracket and 3-2302 floor guide.



**3-2710**  
Carriage adjustable & roller • Suit wardrobe door  
Concave roller. Suits cupboards and wardrobes. 25kg.  
Concave acetal roller with bearing.



**3-2720**  
Carriage adjustable & roller • Suit wardrobe door  
Convex roller. Suits cupboards and wardrobes. 25kg.  
Convex acetal roller with bearing.  
Suits MCK Pacific.



**3-2711**  
Carriage adjustable & roller • Suit wardrobe door  
Convex roller. Suits cupboards and wardrobes. 25kg.  
Convex acetal roller with bearing.



**3-2722**  
Carriage adjustable & roller • Suit wardrobe door  
Convex roller. Suits cupboards and wardrobes. 20kg.  
Convex acetal roller with bearing.  
Suits Robemaker. Use 3-2723 as top guide.



**3-2721**  
**Guide nylon • Suit wardrobe door**  
 Round. Black nylon. Suits Robemaker, Dias and others.



**3-2728**  
**Guide nylon • Suit wardrobe door**  
 Left and right hand. Nylon. Suits Dias.




**3-2723**  
**Guide nylon • Suit wardrobe door**  
 Nylon.



**3-2730**  
**Carriage adjustable & roller • Suit wardrobe door**  
 Suits cupboards and wardrobes. 25kg.  
 Acetal roller with bearing.  
 Use 3-4140 as replacement roller.



**3-2724**  
**Guide nylon • Suit wardrobe door**  
 Nylon. Suits Dias.



**3-2726**  
**Guide nylon • Suit wardrobe door**  
 Left and right hand. Nylon.



**3-1081**  
**Carriage adjustable & roller • Suit sliding door**  
 Flat sided. 15mm wide. Round washer. 35kg.  
 Brass roller with bearing.  
 Suits wardrobes, sliding timber doors and some sliding patio doors.





**3-3010**

**Carriage adjustable & roller • Suit screen door**  
 Corner stake and roller combo. 16mm x 30mm. 12kg.  
 Acetal roller with bearing.  
 Use 3-4250 as replacement roller.



**3-3045**

**Carriage adjustable & roller • Suit screen door**  
 Acetal roller with bearing.  
 Suits Bradnams.

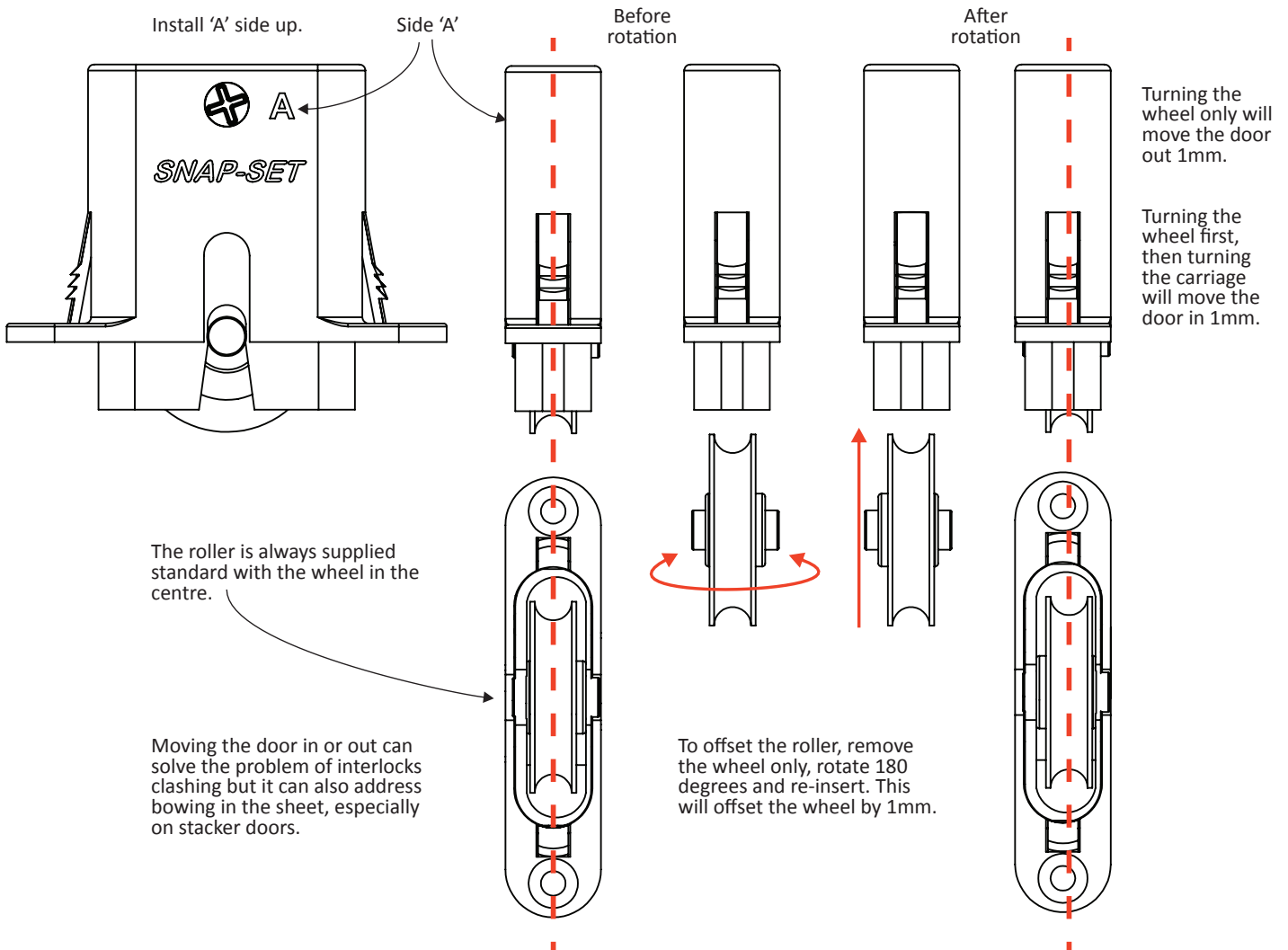
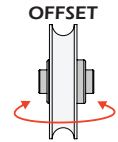
**3-3050**

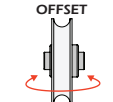
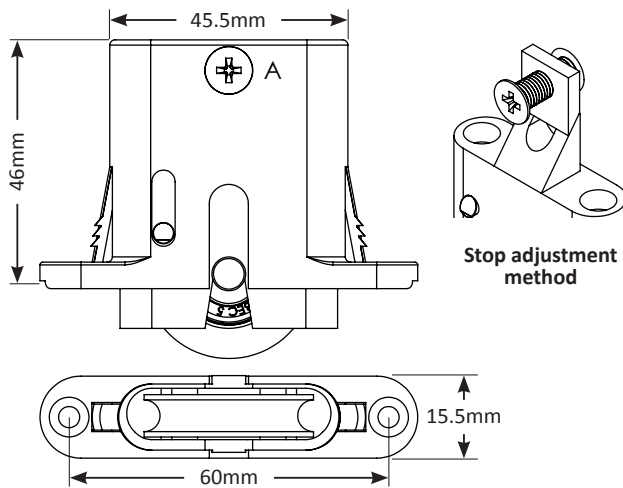
**Carriage adjustable & roller • Suit screen door**  
 15kg. Acetal roller with bearing.  
 Can use 1-3030, 1-3032 or 1-3036 as replacement.  
 Use 3-4170 as replacement roller.

Part	Product Name	Weight Capacity	Strength Rating	Corrosion Resistance	Bearing Type	Axle Type
1-3030	Tru-Coastal	45kg	★★★★★★	★★★★★	Stainless steel	Stainless steel
1-3032	Econo	25kg	★★★★	★★	608ZZ	Zinc steel
1-3033	Mr Ratchet	30kg	★★★★	★★★	608ZZ	Zinc steel
1-3034	Mr Ratchet	40kg	★★★★★	★★★★★	608RS	Stainless steel
1-3035	Snap-Set	30kg	★★★★	★★★	608ZZ	Zinc steel
1-3036	Snap-Set	40kg	★★★★★	★★★★★	608RS	Stainless steel
Part	Adjustment Type	Adjustment Length	Adjustment Side	Offset Roller Function	Strengthened Tabs	Roller Anti-dislodge Feature
1-3030	Stop	11mm	Double	☑	☑	☑
1-3032	Stop	9mm	Single	⊗	☑	☑
1-3033	Stop/Ratchet	9mm	Double	☑	☑	☑
1-3034	Stop/Ratchet	9mm	Double	☑	☑	☑
1-3035	Continuous	11mm	Double	☑	☑	☑
1-3036	Continuous	11mm	Double	☑	☑	☑

### SECURITY DOOR OFFSET ROLLER FUNCTION GUIDE

Suitable for 1-3030, 1-3033, 1-3034, 1-3035 & 1-3036





**1-3030 Tru-Coastal**

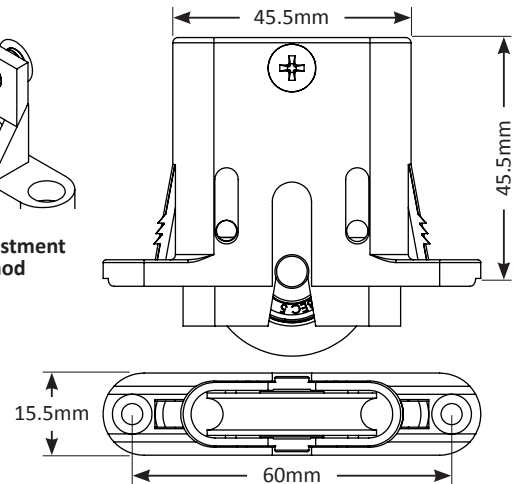
Corrosion Resistance ●●●●

Strength Rating ●●●●●

**Security door roller • 45kg**  
Glass filled nylon roller with stainless steel heavy duty corrosion resistant bearing. Includes fast-fit wings.

**Features**

- \* Heavy duty
- \* Superior corrosion resistance
- \* Double-sided stop adjustment
- \* Offset roller function



**1-3032 Econo**

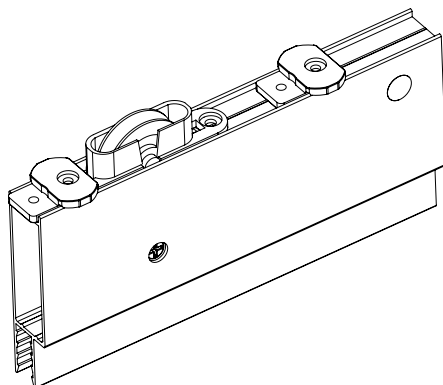
Corrosion Resistance ●●

Strength Rating ●●●

**Security door roller • 25kg**  
Includes fast-fit wings. Bearing type 608Z.

**Features**

- \* Single-sided stop adjustment
- \* Strengthened tabs



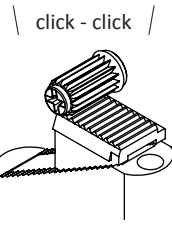
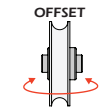
**1-1645G**  
Guide • Suit security door  
21.5mm. Grey plastic.  
Mounted on door top.



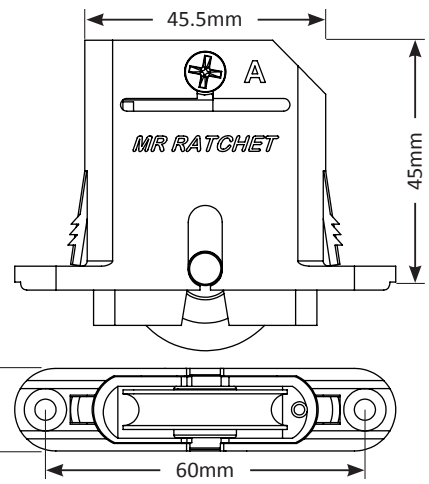
**1-1646B**  
Guide • Suit security door  
23.5mm. Black plastic.  
Mounted on door top.



**1-1647W**  
Guide • Suit security door  
25.8mm. White plastic.  
Mounted on door top.



Stop/ratchet adjustment method


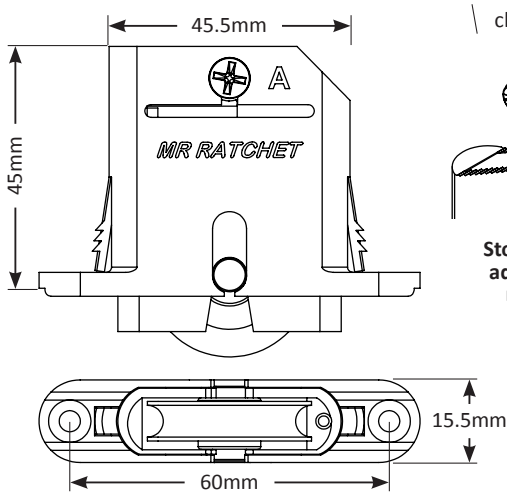


**1-3033 Mr Ratchet**

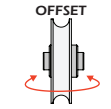
Corrosion Resistance ●●● Strength Rating ●●●●

**Security door roller • 30kg**  
 'Clicks' when adjusting under load.  
 Use 3-4141 or 3-4143 as replacement roller.

- Features**
- \* Double-sided stop/ratchet adjustment
  - \* Offset roller function



Stop/ratchet adjustment method



**1-3034 Mr Ratchet**

Corrosion Resistance ●●●● Strength Rating ●●●●●

**Security door roller • 40kg**  
 Glass filled nylon roller with RS heavy duty corrosion resistant bearing.  
 Includes fast-fit wings.  
 Use 3-4149 as replacement roller.

- Features**
- \* Corrosion resistant
  - \* Double-sided stop/ratchet adjustment
  - \* Offset roller function
  - \* 'Clicks' when adjusting under load



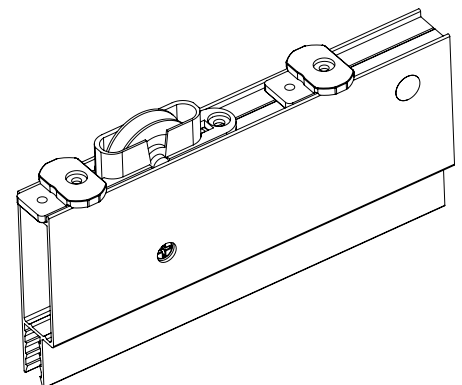
**1-1645G**  
 Guide • Suit security door  
 21.5mm. Grey plastic.  
 Mounted on door top.



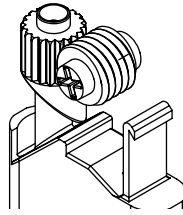
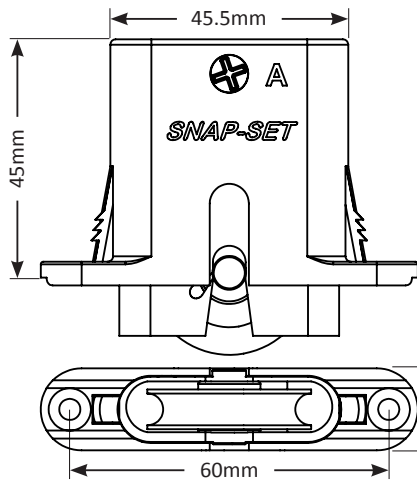
**1-1646B**  
 Guide • Suit security door  
 23.5mm. Black plastic.  
 Mounted on door top.



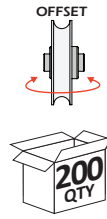
**1-1647W**  
 Guide • Suit security door  
 25.8mm. White plastic.  
 Mounted on door top.







Continuous adjustment method



**1-3035 Snap-Set**

Corrosion Resistance ●●●

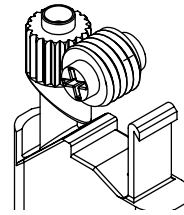
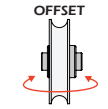
Strength Rating ●●●●

**Security door roller • 30kg**

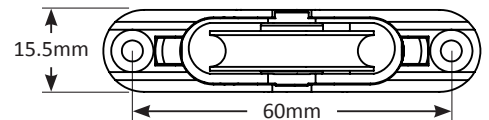
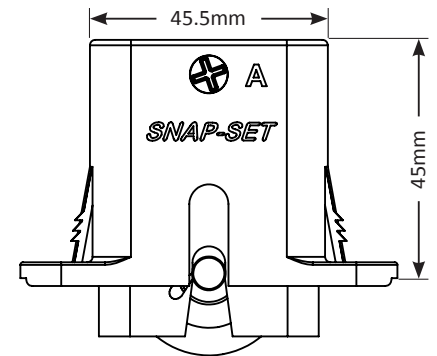
Includes fast-fit wings.  
Use 3-4141 or 3-4143 as replacement roller.

**Features**

- \* Double-sided continuous adjustment
- \* Offset roller function



Continuous adjustment method



**1-3036 Snap-Set**

Corrosion Resistance ●●●●

Strength Rating ●●●●●

**Security door roller • 40kg**

Glass filled nylon roller with RS heavy duty corrosion resistant bearing.  
Includes fast-fit wings.  
Use 3-4149 as replacement roller.

**Features**

- \* Corrosion resistant
- \* Double-sided continuous adjustment
- \* Offset roller function

**1-1672**

Canoe clip • Natural finish  
7.6mm D x 1.5mm H x 11.1mm L.  
Use 1/8" drill bit.



**1-1677**

Canoe clip • Natural finish  
7.9mm D x 2.5mm H x 11.1mm L.  
Use 1/8" drill bit.



**1-1690**

Canoe clip 7.0mm D x 2.5mm H x 5.0mm L.  
Black finish. Use 1/8" drill bit.



**1-1674**

Canoe clip • Natural finish  
9.5mm D x 1.5 mm H x 11.1mm L.  
Use 3/16" drill bit.



**1-1679**

Canoe clip • Natural finish  
10.3mm D x 3.8mm H x 6.9mm L.  
Use 1/8" drill bit.



**1-1692**

Canoe clip 12.0mm D x 3.2mm H x 10.5mm L.  
Black finish. Use 3/16" drill bit.



**3-3060**

**Carriage adjustable & roller • Suit screen door**  
 Corner stake and roller combo. 13mm x 29mm. 11kg.  
 Acetal roller, no bearing.  
 Use 3-4250 as replacement roller.

**3-3070**

**Carriage adjustable & roller • Suit screen door**  
 Corner stake and roller combo. 10mm x 29mm. 11kg.  
 Acetal roller, no bearing.  
 No replacement roller is available.

**3-3080**

**Carriage adjustable & roller • Suit screen door**  
 Corner stake and roller combo. 16mm x 30mm. 12kg.  
 Acetal roller with bearing. Old version has no bearing.  
 Use 3-3240 or 3-3260 as replacement cassette.  
 Use 3-3250 as replacement spring.





**3-3090**

**Carriage adjustable & roller • Suit screen door**  
15kg. Acetal roller with bearing. Old version has no bearing.  
Can use 1-3030, 1-3032 or 1-3036 as replacement.  
Use 3-4170 as replacement roller.



**3-3091**

**Carriage adjustable & roller • Suit screen door**  
11kg. Suits Wintec. Can use 3-3440.  
Acetal roller with bearing.  
Rare part - Call for availability.



**3-3100**

**Carriage adjustable & roller • Suit screen door**  
Corner stake and roller combo. 16mm x 42mm. 15kg.  
Acetal roller with bearing.  
Use 3-4170 as replacement roller.

**3-3110**


**Carriage adjustable & roller • Suit screen door**  
 Corner stake and roller combo. 16mm x 42mm. 12kg.  
 Acetal roller with bearing. Old version has no bearing.  
 Use 3-3240 or 3-3260 as replacement cassette.  
 Use 3-3250 as replacement spring.

**1-3111**

**Carriage adjustable & roller • Suit security door**  
 Corner stake and roller combo. 15.9mm x 42mm. 25kg.  
 Acetal roller with bearing.  
 Suitable for screen and security door.

**3-3180**

**Corner stake • Suit screen door**  
 15.5mm x 29mm.  
 Suits Dowell.  
 Use 3-3120 as bottom corner stake.



**3-3120**

**Carriage adjustable, no roller • Suit screen door**  
Corner stake. 15.5mm x 29mm. Roller not included. Suits Dowell.  
Use 3-3180 as top corner stake, or remove guides from 3-3120 as indicated above.  
Use 3-4250 as replacement roller with metal axle and upgraded bearing.




**1-3610**

**Retaining spring clips • Suit flyscreen**  
Top and bottom. Black. Suits Jason.



**3-3860**

**Tension spring • Suit screen door**  
Top. Black plastic.



**3-3130**

**Carriage adjustable & roller • Suit screen door**  
Corner stake and roller combo. 13.5mm x 26mm. 12kg. Acetal roller with bearing. Suits old Comalco.  
Use 3-4250 as replacement roller with metal axle and upgraded bearing.



**3-3190**

**Carriage adjustable & roller • Suit screen door**  
12kg. Use 3-4250 as replacement roller Acetal roller with bearing.  
Use 3-4250 as replacement roller with metal axle and upgraded bearing.




**3-3148**

**Carriage adjustable & roller • Suit screen door**  
Suits A&L. 12kg. Acetal roller, no bearing.



**3-3200**

**Carriage adjustable & roller • Suit screen door**  
Acetal roller with bearing, 15kg. Suits Dowell, Nu-Look and some caravan sliding doors.  
Use 3-4180 as replacement roller.



**3-3140**

**Hanger adjustable & roller • Suit screen door**  
 Top. Left and right hand. Die cast hanger and roller.  
 Blue acetal flat roller, no bearing.  
 Suits old Stegbar Mk7.  
 Use 3-4300 as replacement roller.  
 Rare part - Call for availability.



**3-3160**

**Hanger adjustable & roller • Suit screen door**  
 Top. Die-cast hanger. 12kg.  
 Acetal convex roller with bearing.  
 Suits modern Jason and Wunderlich 2V series and others.  
 Use 3-3340 bottom guide.



**3-3340**

**Guide adjustable  
 Suit screen door**  
 Bottom. Suits Jason,  
 Wunderlich V2 and others.  
 Use 3-3160 as replacement  
 top roller.



**3-3150**

**Hanger adjustable & roller • Suit screen door**  
 Top. Left and right hand. Polycarbonate hanger and roller.  
 Acetal convex roller, no bearing.  
 No replacement roller.



**3-3233**

**Guide • Suit screen door**  
 Left and right set. Suits old Stegbar Mk8.  
 Your door will require only one of the two types of  
 black legs provided. Top roller is 3-3150.  
 Comes with fitting instructions.



**3-3161**

**Hanger adjustable & roller • Suit screen door**  
Top. Die-cast hanger. 12kg.  
Acetal convex roller with bearing.  
Suits Bradnams.  
Use 3-3541 bottom guide.



**3-3541**

**Guide adjustable  
Suit screen door**  
Bottom. Suits Bradnams.  
Use 3-3161 as top roller.



**3-3481**

**Hanger adjustable & roller • Suit screen door**  
Top. Die-cast hanger and acetal convex roller with bearing. Suits Alcan.  
Rare part - Call for availability.



**3-3480**

**Hanger adjustable & roller • Suit screen door**  
Top. Left and right hand. Die-cast hanger and roller.  
Acetal convex roller with bearing. Suits old Bradnams.



**3-3482**

**Hanger adjustable & roller • Suit screen door**  
Top. Acetal convex roller with bearing.  
Suits A&L. Use 3-3542 for bottom.



**3-3220**

**Guide • Suit screen door**  
Bottom. Spring loaded. Suits Trimview.  
Use 3-4300 as the replacement top roller.



**3-3280**

**Guide • Suit screen door**  
Bottom. Spring loaded.  
Suits Boral KM Cyclone,  
old GJAMES and others.  
Can use 3-3290  
or 3-3291 as top guide.



**3-3290**

**Guide adjustable • Suit screen door**  
Top. Suits Boral KM Cyclone, old GJAMES  
and others. Can use 3-3281. Use 3-3280  
or 3-3281 as bottom guide.



**3-3240**

**Carriage adjustable & roller**  
**Suit screen door**  
Acetal roller with bearing.  
Suits some Stegbar, Frontline and  
others.  
Use 3-4250 as replacement roller  
with metal axle and upgraded  
bearing.  
Will fit in 3-3080 and 3-3110 as  
replacement corner stakes.



**3-3281**

**Guide • Suit screen door**  
Bottom. Spring loaded.  
Use with 3-3290. 15kg.  
Suits Boral KM Cyclone,  
old GJAMES and others.  
Can use 3-3280. Use 3-3290  
or 3-3291 as top guide.




**3-3291**

**Guide • Suit screen door**  
Top. Includes roller. 15kg.  
Acetal offset radial roller with bearing.  
Suits Boral KM Cyclone, old GJAMES and  
others. Can use 3-3290. Use 3-3280 or  
3-3281 as bottom guide.



**3-3250**

**Spring • Suit 3-3240 & 3-3260**



**3-3260**

**Carriage adjustable & roller**  
**Suit screen door**  
Narrow body cassette. 12kg.  
Acetal roller, no bearing.  
Suits some Stegbar, Frontline  
and others.  
There is no replacement roller.  
Will fit in 3-3080 and 3-3110 as  
replacement corner stakes.



**3-3289**

**Guide • Suit screen door**  
Old version. Bottom. 15kg.  
Suits Boral KM Cyclone,  
old GJAMES and others.  
Can use 3-3280 or 3-3281.  
Use 3-3280 or 3-3281 as top guide.  
Rare part - Call for availability



**3-3299**

**Guide • Suit screen door**  
Old version. Top. 15kg.  
Suits Boral KM Cyclone, old GJAMES and others.  
Can use 3-3290 or 3-3291. Use 3-3280, 3-3281  
or 3289 as bottom guide/roller.  
Rare part - Call for availability.





**3-3300**

**Spring & roller • Suit screen door**  
Concave roller. Top tension spring. 7kg.  
Acetal roller, no bearing.  
Suits old Comalco.



**3-3350**

**Guide top tension spring • Suit screen door**

**3-3310**

**Spring & roller • Suit screen door**  
Flat roller. Top tension spring. 7kg.  
Acetal roller, no bearing.  
Suits old Comalco.




**3-3360**

**Guide top tension spring • Suit screen door**

**3-3320**

**Spring & roller • Suit screen door**  
Concave roller. Tension spring. 7kg.  
Acetal roller, no bearing.  
Suits old Trimview and others.  
Note: Original spring was metal.



**3-3333**

**Guide caps • Suit screen door**  
Left and right. Suits Jason.  
Use 3-3340 and 3-3160 as the bottom guide and top hung roller, respectively.



**3-3340**

**Guide adjustable  
Suit screen door**  
Bottom. Suits Jason,  
Wunderlich V2 and others.  
Use 3-3160 as replacement  
top roller.



**3-3541**

**Guide adjustable  
Suit screen door**  
Bottom. Suits Bradnams.  
Use 3-3161 as top roller.



**3-3370**

**Guide • Suit screen door**  
Top. Suits Comalco.




**1-3777**

**Retaining spring clip  
Suit flyscreen**  
Suits Jason.



**3-3380**  
**Guide top tension spring • Suit screen door**  
 Top. Side mount.  
 Suits Boral Mk5C, Dowell and others.



**3-3430**  
**Carriage adjustable & roller • Suit screen door**  
 Use 3-4170 as replacement roller. 12kg.  
 Acetal roller with bearing.



**3-3400**  
**Guide top tension spring**  
 Suit screen door




**3-3440**  
**Carriage adjustable & roller • Suit screen door**  
 Use 3-4130 as replacement roller. 25kg.  
 Acetal roller with bearing.  
 Roller can offset to improve door clearance.



**3-3410**  
**Carriage & roller • Suit screen door**  
 Suits Jason, Speedy Glass Cutters and others. 15kg.  
 Acetal roller with bearing.  
 Use 3-4180 as replacement roller.  
 Carriage and roller colours may vary between black or white.



**3-3470**  
**Carriage adjustable & roller • Suit screen door**  
 Use 3-4180 as replacement roller. 15kg.  
 Acetal roller with bearing.



**3-3411**  
**Carriage adjustable & roller • Suit screen door**  
 Steel roller with bearing. 20kg.



**3-4010**

**Roller • Suit patio door**  
43.5mm. Bore: 6.4mm. Load: 35kg.  
Acetal concave roller with bearing.  
See page 109 for more measurements.



**3-4040**

**Roller • Suit patio door**  
38mm. Bore: 6.4mm. Load: 30kg.  
Acetal concave roller with bearing.  
See page 109 for more measurements.



**3-4068**

**Similar to 3-4060 • Heavy duty Corrosion resistant**  
32mm. Bore: 6.4mm. Load: 35kg.  
High-tech polymer roller, stainless steel bearing.  
Suits many sliding door carriages.  
See page 109 for more measurements.



**3-4670**

**Roller • Suit screen door**  
31mm. Bore: 6.4mm. Load: 30kg.  
Acetal flat roller with bearing.  
See page 109 for more measurements.



**3-4020**

**Roller • Suit screen door**  
39.3mm. Bore: 6.4mm. Load: 12kg.  
Acetal concave roller with bearing.  
See page 109 for more measurements.  
Suits old Clearlite and others.  
Rare part - Call for availability.




**3-4050**

**Roller • Suit patio & screen door**  
36mm. Bore: 6.4mm. Load: 30kg.  
Acetal concave roller with bearing.  
See page 109 for more measurements.



**3-4200**

**Roller • Suit patio & screen door**  
32mm. Bore: 6.4mm. Load: 35kg.  
Stainless steel concave roller with bearing.  
Heavy duty. Corrosion resistant.  
See page 109 for more measurements.



**3-5260**

**Roller • Suit window**  
Acetal concave roller and brass axle pin.  
10kg.



**3-4030**

**Roller • Suit screen door**  
39.3mm. Bore: 6.4mm. Load: 12kg.  
Acetal concave roller with bearing.  
See page 109 for more measurements.  
Suits old Clearlite and others.  
Rare part - Call for availability.



**3-4060**

**Roller • Suit patio & screen door**  
32mm. Bore: 6.4mm. Load: 25kg.  
Acetal concave roller with bearing.  
See page 109 for more measurements.



**3-4660**

**Roller • Suit screen door**  
25mm. Bore: 6.4mm. Load: 15kg.  
Acetal concave roller with bearing.  
See page 109 for more measurements.



**3-4041**  
**Roller • Suit patio & screen door**  
 38mm. Axle: 6.4mm. Load: 25kg.  
 Acetal concave roller with bearing.  
 See page 110 for more measurements.



**3-4138**  
**Similar to 3-4130 • Heavy duty**  
**Corrosion resistant**  
 36mm. Axle: 6.4mm. Load: 35kg.  
 High-tech polymer roller, stainless  
 steel bearing and axle.  
 See page 110 for more measurements.



**3-4141**  
**Roller • Suit security door**  
**OFFSET AXLE.** 32mm. Axle: 6.4mm.  
 Load: 25kg.  
 Acetal concave roller with bearing.  
 Suits 1-3030, 1-3033, 1-3034, 1-3035  
 and 1-3036 security door carriage only.  
 See page 110 for more measurements.



**3-4130**  
**Roller • Suit patio & screen door**  
 36mm. Axle: 6.4mm. Load: 25kg.  
 Acetal concave roller with bearing.  
 See page 110 for more measurements.



**3-4125**  
**Roller • Suit screen door**  
 28.7mm. Axle: 6.4mm. Load: 25kg.  
 Acetal V grooved roller and axle with  
 bearing.  
 See page 110 for more measurements.



**3-4142**  
**Similar to 3-4140 • Heavy duty**  
**Similar to 3-4140 • Heavy duty**  
 32mm. Axle: 6.4mm. Load: 35kg.  
 Glass filled nylon roller with heavy  
 duty bearing.  
 Suits many screen and patio doors.  
 See page 110 for more measurements.



**3-4135**  
**Roller • Suit patio & screen door**  
 35mm. Axle: 6.4mm. Load: 25kg.  
 Brass concave roller with bearing.  
 See page 110 for more measurements.



**3-4140**  
**Roller • Suit patio & screen door**  
 32mm. Axle: 6.4mm. Load: 25kg.  
 Acetal concave roller with bearing.  
 Suits many screen and patio doors.  
 See page 110 for more measurements.



**3-4143**  
**Similar to 3-4141 • Heavy duty**  
**OFFSET AXLE.** 32mm. Axle: 6.4mm.  
 Load: 35kg.  
 Acetal concave roller with bearing.  
 Suits 1-3030, 1-3033, 1-3034, 1-3035  
 and 1-3036 security door carriage only.  
 See page 110 for more measurements.





**3-4145**  
**Roller • Suit security door**  
31mm. Axle: 6.4mm. Load: 25kg. Axle length: 12mm.  
Acetal concave roller with bearing.  
See page 110 for more measurements.



**3-4160**  
**Roller • Suit patio & screen door**  
32mm. Axle: 4.8mm. Load: 25kg.  
Acetal concave roller with bearing.  
See page 110 for more measurements.



**3-4191**  
**Roller • Suit window & screen door**  
14mm. Axle: 3.4mm. Load: 12kg.  
Stainless steel concave roller with bearing.  
See page 110 for more measurements.



**3-4192**  
**Roller • Suit window & screen door**  
16.6mm. Axle: 3.2mm. Load: 12kg.  
Acetal concave roller with bearing.  
See page 110 for more measurements.



**3-4148**  
**Similar to 3-4140 • Heavy duty Corrosion resistant**  
32mm. Axle: 6.4mm. Load: 35kg.  
High-tech polymer roller, stainless steel bearing and axle.  
Suits many screen and patio doors.  
See page 110 for more measurements.



**3-4170**  
**Roller • Suit screen door**  
29mm. Axle: 4.2mm. Load: 15kg.  
Acetal concave roller with bearing.  
See page 110 for more measurements.



**3-4210**  
**Roller • Suit patio & screen door**  
32mm. Axle: 6.4mm. Load: 35kg.  
Stainless steel concave roller with bearing.  
Suits many screen and patio doors.  
See page 110 for more measurements.



**3-4149**  
**Similar to 3-4141 • Heavy duty Corrosion resistant**  
**OFFSET AXLE.** 32mm. Axle: 6.4mm. Load: 35kg.  
High-tech polymer roller, stainless steel bearing and axle.  
Suits 1-3030, 1-3033, 1-3034, 1-3035 and 1-3036 security door carriage only.  
See page 110 for more measurements.



**3-4180**  
**Roller • Suit screen door**  
27mm. Axle: 5mm. Load: 15kg.  
Acetal concave roller with bearing.  
Suits Jason flyscreen door and Speedy Cutter.  
Wheel colour may be black or white.  
See page 110 for more measurements.




**3-4190**  
**Roller • Suit window & screen door**  
16mm. Axle: 3.2mm. Load: 12kg.  
Acetal concave roller with bearing.  
See page 110 for more measurements.



**3-4220**  
**Roller • Suit patio door**  
25mm. Axle: 4.6mm. Load: 25kg.  
Stainless steel concave roller with bearing.  
Not corrosion resistant.  
Suits old Jason pre-1982. Use 3-1200 as replacement carriage and roller.  
See page 110 for more measurements.



**3-4240**  
**Roller • Suit screen door**  
 25.3mm. Axle: 6.4mm. Load: 12kg.  
 Acetal concave roller with bearing.  
 See page 110 for more measurements.



**3-4285**  
**Roller • Suit shower, flyscreen or wardrobe door**  
 28mm. Hub: 3.2mm. Load: 8kg.  
 Threaded hub.  
 Acetal flat roller with bearing.  
 Suits Dias and others.  
 See page 111 for more measurements.



**3-4270**  
**Roller • Suit screen door**  
 23.4mm. Hub: 3mm. Load: 12kgs.  
 Threaded hub.  
 Acetal concave roller with bearing.  
 See page 111 for more measurements.



**3-4250**  
**Roller • Suit screen door**  
 23.6mm. Axle: 5.0mm Load: 12kg.  
 Acetal concave roller with metal axle and upgraded bearing.  
 See page 110 for more measurements.



**3-4290**  
**Roller • Suit shower door**  
 19mm. Hub: 6mm. Load: 8kg.  
 Threaded hub.  
 Acetal convex roller with bearing.  
 Suits Boral Elite. Use with 2-7010 bracket.  
 See page 111 for more measurements.



**3-4286**  
**Roller • Suit shower door**  
 19mm. Hub: 3.1mm. Load: 8kg.  
 Threaded hub.  
 Acetal flat roller with bearing.  
 Suits Dias.  
 See page 111 for more measurements.



**3-4340**  
**Roller • Suit shower, flyscreen or wardrobe door**  
 19mm. Hub: 4.4mm. Load: 8kg.  
 Threaded hub.  
 Acetal convex roller with bearing.  
 See page 111 for more measurements.



**3-4251**  
**Roller • Suit screen door**  
 24mm. Axle: 4.4mm. Load: 15kg.  
 Acetal concave roller with bearing.  
 Suits 3-3010 flyscreen door corner stake.  
 Wheel colour may be black and white.  
 See page 110 for more measurements.



**3-4300**  
**Roller • Suit shower, flyscreen or wardrobe door**  
 19mm. Hub: 3.3mm. Load: 8kg.  
 Threaded hub.  
 Acetal blue flat roller with bearing.  
 Earlier model had no bearing.  
 Suits Trimview and others. Can use 3-4281.  
 See page 111 for more measurements.



**3-4341**  
**Roller • Suit shower, flyscreen or wardrobe door**  
 18mm. Hub: 4mm. Load: 12kg.  
 Threaded hub.  
 Acetal convex V roller, no bearing.  
 See page 111 for more measurements.



**3-4281**  
**Roller • Suit shower, flyscreen or wardrobe door**  
 19.0mm. Hub: 3mm. Load: 8kg.  
 Threaded hub.  
 Acetal flat roller with bearing.  
 Suits shower screen or flyscreen door.  
 Can use 3-4300.  
 See page 111 for more measurements.



**3-4310**  
**Roller • Suit screen door**  
 18mm. Hub: 3mm. Load: 12kg.  
 Threaded hub.  
 Stainless steel convex V roller with bearing.  
 See page 111 for more measurements.



**3-4361**  
**Roller • Suit wardrobe door**  
 25mm. Hub: 6mm.  
 6mm threaded axle. Load: 15kg.  
 Acetal convex roller with bearing.  
 Suits Arrow sliding door track system.  
 See page 111 for more measurements.



**3-4350**

**Roller • Suit shower, flyscreen or wardrobe door**

19mm. Hub: 2mm. Load: 8kg.

Threaded hub.

Acetal convex roller with bearing.

See page 111 for more measurements.



**3-4390**

**Roller • Suit hanging door**

31mm. Hub: 6mm.

3/8" threaded axle. Load: 30kg.

Acetal convex roller with bearing.

Use with 3-2062 bracket.

See page 111 for more measurements.



**3-4360**

**Roller • Suit wardrobe door**

19.5mm. Hub: 3.6mm.

1/4" threaded axle. Load: 12kg.

Acetal convex roller with bearing.

See page 111 for more measurements.



**3-4400**

**Roller • Suit hanging door**

29mm. Hub: 6mm.

3/8" threaded axle. Load: 30kg.

Acetal convex roller with bearing.

Suits Trak, Sylon Junior, Smart Home Products, Centor and Henderson.

Use with 3-2062 bracket.

See page 111 for more measurements.



**3-4630**

**Roller**

**Suit commercial hanging door**

50mm. Hub: 14mm. 3/8" UNF stud.

Load: 136kg.

Acetal concave roller with bearing.

Suits commercial hanger 3-1271. Also suits Masterglide, Tomma, Glidemaster and others.

See page 111 for more measurements.



**3-4365**

**Roller • Suit wardrobe door**

19mm. Hub: 4mm.

5mm threaded axle. Load: 8kg.

Acetal convex roller with bearing.

Suits Silent Glide wardrobe doors.

See page 111 for more measurements.



**3-4370**

**Roller • Suit hanging door**

41mm. Hub: 7mm.

3/8" threaded axle. Load: 40kg.

Acetal convex roller with bearing.

Suits Sylon Homestic.

See page 111 for more measurements.



**3-4631**

**Roller • Suit brick cutter**

34.9mm. Hub: 1mm. 8mm stud.

Load: 30kg.

Stainless steel concave roller with bearing.

See page 111 for more measurements.

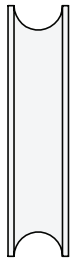


**3-4540**

**Roller • Suit hanging door**

Twin ball. Suits Cowdroy, Trak and others.

### ROLLER TYPES



Concave



Convex



Flat



V

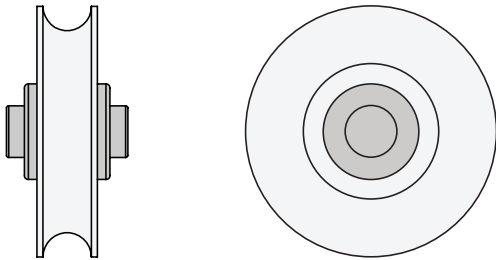


Concave V



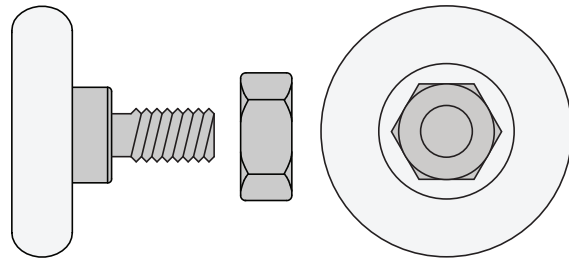
Convex V

### ROLLER WITH FIXED AXLE



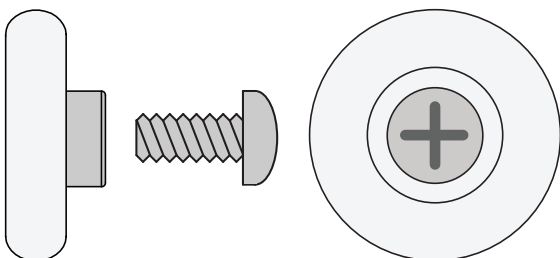
Rollers with fixed axles are normally utilised in carriages and attached to housings via a pop-in axle groove.

### ROLLER WITH AXLE & NUT



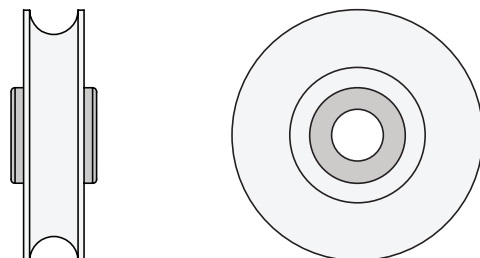
Rollers with axle and nut are normally utilised on hangers and attached via an opening in a bracket. The nut fastens onto a threaded axle projecting out of the wheel hub.

### ROLLER WITH AXLE SCREW



Rollers with axle screw are normally utilised on hangers and attached via an opening in a bracket. The screw fastens onto a threaded bore inside the wheel hub.

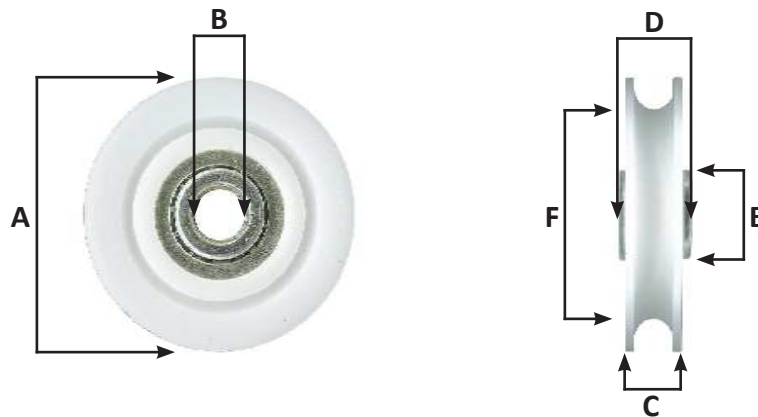
### ROLLER WITH BORE



Rollers with bore are normally utilised in carriages and attached to housings via a pressed or removable axle, pin or rivet.



## MEASUREMENTS FOR ROLLERS WITH BORES



Part	A	B	C	D	E	F	Load Kg	HD/CR/OR
3-4010	43.5	6.4	8.7	12.0	17.4	37.8	35	
3-4020	39.3	6.4	5.5	7.0	12.7	31.0	12	
3-4030	39.0	6.4	5.5	12.6	12.7	31.0	12	
3-4040	38.0	6.4	8.4	9.5	12.0	32.0	30	
3-4050	36.0	6.4	7.5	9.5	12.0	28.0	30	
3-4060	32.0	6.4	8.0	9.5	12.0	27.0	25	
3-4068	32.0	6.4	8.0	9.5	12.0	27.0	35	
3-4200	33.0	6.4	8.4	9.5	12.0	27.0	35	
3-4660	25.0	6.4	7.0	8.0	10.5	20.2	15	
3-4670	31.0	6.4	9.0	10.2	14.0	Flat	30	

Symbol types featured in this chart:



**3-4440**  
Axle rivet • Suit roller  
16mm. Diameter: 6.4mm.  
Aluminium.



**3-4445**  
Axle rivet • Suit roller  
14.3mm. Diameter: 6.4mm.  
Steel.

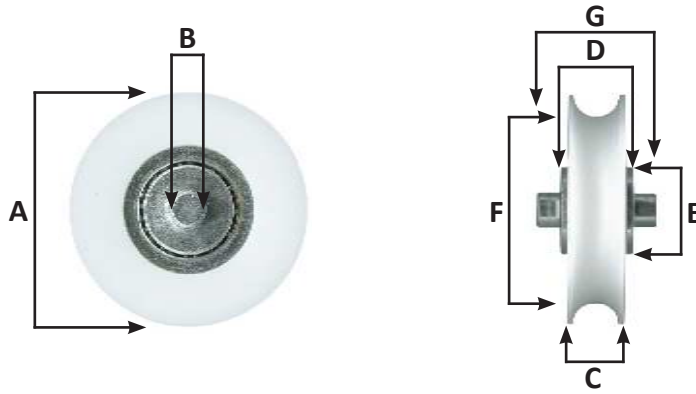















**3-4450**  
Axle • Suit roller  
17mm. Diameter: 6.4mm.  
End knurled. Steel.



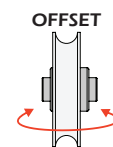
**3-4460**  
Axle • Suit roller  
16mm. Diameter: 6.4mm.  
Centre knurled. Steel.


### MEASUREMENTS FOR ROLLERS WITH FIXED AXLE



Part	A	B	C	D	E	F	G	Load Kg	HD/CR/OR
3-4041	38.0	6.4	8.4	9.6	12.6	32.5	15.0	25	
3-4125	28.7	6.4	8.0	9.0	12.6	26.0	12.0	25	
3-4130	36.0	6.4	8.0	9.6	12.0	28.0	14.3	25	
3-4135	35.0	6.4	9.4	9.6	12.0	30.0	13.9	25	
3-4138	36.0	6.4	8.0	9.6	12.0	26.0	15.5	35	 
3-4140	32.0	6.4	8.0	9.6	12.0	26.0	15.5	25	
3-4141	32.0	6.4	8.0	10.0	12.0	26.0	14.4	25	
3-4142	32.0	6.4	8.0	10.0	11.8	26.0	14.5	35	
3-4143	32.0	6.4	8.0	10.0	11.8	26.0	14.5	35	 
3-4145	31.0	6.4	8.0	9.0	12.7	25.6	12.0	25	
3-4148	32.0	6.4	8.0	9.6	12.0	26.0	15.5	35	 
3-4149	32.0	6.4	8.0	9.6	12.0	26.0	15.5	35	  
3-4160	32.0	4.8	8.0	9.6	12.0	26.0	15.5	25	
3-4170	29.0	4.2	8.0	8.4	10.5	24.0	11.4	15	
3-4180	27.0	5.0	5.2	6.0	12.5	24.0	9.1	15	
3-4190	16.0	3.2	4.6	6.4	5.2	14.0	9.0	12	
3-4191	14.0	3.4	5.0	6.0	7.5	11.7	9.0	12	
3-4192	16.6	3.2	5.0	6.6	8.0	13.8	10.1	12	
3-4210	31.7	6.4	7.6	9.6	12.0	26.0	15.6	35	 
3-4220	25.0	4.6	6.0	6.6	8.8	22.8	10.7	25	
3-4240	21.0	6.4	7.0	9.0	10.5	20.5	12.6	12	
3-4250	23.6	5.0	6.8	7.5	9.5	18.0	10.0	12	
3-4251	24.0	4.4	6.9	7.4	8.0	19.0	9.8	12	

Symbol types featured in this chart:



**MEASUREMENTS FOR ROLLERS WITH AXLE & NUT**


Part	A	B	C	D	E	F	G	Load Kg	HD/CR/OR
3-4270	23.4	-	6.9	2.6	-	18.0	9.6	12	
3-4281	19.0	-	6.3	3.0	-	Flat	9.3	8	
3-4285	28.0	-	6.1	3.2	-	Flat	9.3	8	
3-4286	19.0	-	6.2	3.1	-	Flat	9.3	8	
3-4290	19.0	-	6.0	6.0	-	Convex	12.2	8	
3-4291	19.0	4.7mm bore	6.4	2.0	-	Convex	8.0	5	
3-4300	19.2	-	6.3	3.3	-	Flat	9.8	8	
3-4310	18.0	-	5.5	3.0	-	V-shape	8.6	12	
3-4340	19.0	-	6.0	4.4	-	Convex	11.0	8	
3-4341	18.0	-	5.6	4.0	-	V-shape	9.7	12	
3-4350	19.0	-	6.0	2.0	-	Convex	8.9	8	
3-4360	19.5	1/4" thread	6.2	3.6	7.0	Convex	17.0	12	
3-4361	25.0	6mm thread	6.0	6.0	9.0	Convex	21.0	15	
3-4365	19.0	5mm thread	6.4	4.0	5.0	Convex	15.5	8	
3-4370	41.0	3/8" thread	11.0	7.0	15.0	Convex	33.0	40	
3-4380	31.0	1/4" thread	8.0	7.4	11.0	Convex	27.5	30	
3-4390	31.0	3/8" thread	8.7	6.0	13.0	Convex	28.0	30	
3-4400	29.0	3/8" thread	8.7	6.0	13.0	Convex	28.0	30	
3-4630	50.0	UNF 3/8"	14.0	5.0	14.0	40.2	40.0	136	
3-4631	34.9	8mm thread	9.3	1.0	17.0	30.5	27.0	30	

Symbol type featured in this chart:





**3-5010**  
**Carriage adjustable & roller**  
**Suit window**  
 Three adjustment heights. 12kg.  
 Acetal concave roller and brass axle pin.



**3-5011**  
**Carriage adjustable & roller**  
**Suit window**  
 Three adjustment heights. 8kg.  
 Acetal concave roller and brass axle pin.  
 Suits Alcan and GJames School Suite.  
 For heavier duty (12kg), use 3-4190 as a  
 replacement roller, or use 3-5111.



**3-5013**  
**Carriage adjustable & roller**  
**Suit window**  
 Three adjustment heights. 12kg.  
 Acetal concave roller with bearing  
 and brass axle pin.  
 Suits Robb & Brown series 40.



**3-5020**  
**Carriage & roller**  
**Suit window**  
 Acetal concave roller and  
 brass axle pin. 12kg.



**3-5030**  
**Carriage & roller**  
**Suit window**  
 Acetal concave roller and  
 brass axle pin. 12kg.



**3-5031**  
**Carriage & roller**  
**Suit window**  
 Replaces 3-4230 steel roller. 12kg.  
 Acetal concave roller and brass axle pin.



**3-5032**  
**Carriage & roller**  
**Suit window**  
 Use 3-4190 as replacement roller. 12kg.  
 Acetal concave roller and brass axle pin.



**3-5040**  
**Carriage & roller**  
**Suit window**  
 Acetal concave roller and  
 brass axle pin. 12kg.



**3-5050**  
**Carriage adjustable & roller**  
**Suit window**  
 Three adjustment heights. 12kg.  
 Acetal concave roller and brass axle pin.  
 Suits JG Windows.



**3-5052**  
**Carriage adjustable & roller**  
**Suit window**  
 Three adjustment heights. 12kg.  
 Acetal concave roller and brass axle pin.  
 Suits Advantage.




**3-5053**  
**Carriage adjustable & rollers**  
**Suit window**  
 Tandem rollers. Three adjustment heights.  
 12kg. Acetal concave roller and brass axle pin.  
 Suits Frontline. Replaces 3-5051.  
 Use 3-4190 as replacement roller.



**3-5055**  
**Carriage adjustable & roller**  
**Suit window**  
 Three adjustment heights. 12kg.  
 Acetal concave roller with bearing.  
 Suits Caparal 580 series.  
 Use 3-4190 replacement roller.



**3-5060**  
**Carriage adjustable & roller**  
**Suit window**  
 Three adjustment heights. 12kg.  
 Acetal flat roller and brass axle pin.



**3-5061**

**Carriage adjustable & roller  
Suit window**

Two adjustment heights. 12kg.  
Suits Nu-Look.  
Acetal concave roller with bearing and brass axle pin.



**3-5071**

**Carriage adjustable & roller  
Suit window**


Stainless steel concave roller and bearing. 14kg. Colours may be black or white. Can use 3-4191 as replacement roller. Suits Rylock, Lidco, Seaview and others.



**3-5113**

**Carriage adjustable & roller  
Suit window**

Left and right. Three adjustment heights. 12kg. Acetal concave rollers and brass axle pins. Suits old Trend.



**3-5062**

**Carriage adjustable & roller  
Suit window**

Two adjustment heights. Left and right. Acetal flat roller and brass axle pin. Suits old Stegbar. Old model was white in colour and shorter.



**3-5090**

**Carriage adjustable & roller  
Suit window**

Three adjustment heights. 12kg. Acetal concave roller and brass axle pin.



**3-5120**

**Carriage adjustable & roller  
Suit window**

Acetal concave roller and brass axle pin. 12kg. Suits BGC. Can use 3-5070.



**3-5063**

**Carriage adjustable & rollers  
Suit window**

Tandem rollers. Two adjustment heights. 12kg. Suits Wintec. Acetal flat roller and brass axle pin.



**3-5110**

**Carriage adjustable & roller  
Suit window**

Three adjustment heights. 12kg. Acetal concave V roller and brass axle pin.



**3-5140**

**Carriage adjustable & roller  
Suit window**

Acetal concave roller and brass axle pin. 12kg. Adjustable vertically. 12.5mm diameter roller. Suits Vision, Stegbar and others.



**3-5070**

**Carriage adjustable & roller  
Suit window**


Acetal concave roller and brass axle pin. 12kg. Colours may be black or white. Suits Rylock, Lidco, Seaview and others.



**3-5111**

**Carriage adjustable & roller  
Suit window**

Three adjustment heights. 12kg. Stainless steel concave roller and bearing. Suits GJames and others. Can use 3-4191 as replacement roller. Nylon version is 3-5011.



**3-5140C**

**Carriage • Suit window**

3-5140 carriage without roller.



**3-5130**  
**Carriage adjustable & roller Suit window**  
 Acetal concave roller and brass axle pin. 12kg. Narrow carriage. Adjustable vertically. 12.4mm diameter roller. Suits Airlie and others.



**3-5145**  
**Carriage adjustable & roller Suit window**  
 Acetal concave roller and brass axle pin. 12kg. Adjustable vertically. Suits old Viewtec and others.




**3-5155**  
**Carriage adjustable & roller Suit window**  
 Acetal concave roller and brass axle pin. 12kg. Adjustable vertically.



**3-5141**  
**Carriage adjustable & roller Suit window**  
 Acetal concave roller and brass axle pin. 12kg. Adjustable vertically. Suits old Bradnams.



**3-5146**  
**Carriage adjustable & roller Suit window**  
 Acetal convex roller with bearing. 18kg. Adjustable vertically. Suits old Alumalite.



**3-5160**  
**Carriage adjustable & roller Suit window**  
 Use 3-4191 as replacement roller. 12kg. Stainless steel concave roller with bearing.



**3-5142**  
**Carriage adjustable & roller Suit window**  
 Acetal concave roller and brass axle pin. 12kg. Adjustable vertically. Suits old Bradnams.



**3-5147**  
**Carriage adjustable & roller Suit window**  
 Acetal concave roller and brass axle pin. 12kg. Adjustable vertically. Suits Bradnams.



**3-5170**  
**Carriage adjustable & roller Suit window**  
 Acetal flat roller and plastic axle pin. 12kg. Black. Suits Old Boral, KM and Cyclone.



**3-5143**  
**Carriage adjustable & roller Suit window**  
 Acetal concave V roller and brass axle pin. 12kg. Adjustable vertically. Suits old Wunderlich.



**3-5150**  
**Carriage adjustable & roller Suit window**  
 Acetal concave roller and brass axle pin. 12kg. Adjustable vertically. 12.5mm diameter roller. Suits Vision, Stegbar, Versalite, Vincent and others.



**3-5181**  
**Carriage adjustable & roller Suit window**  
 Adjustable vertically. 12kg. Rare part - Call for availability.





**3-5191**  
**Carriage adjustable & roller**  
**Suit window**  
Wide flange. 10kg.  
Acetal concave roller and brass axle pin.  
Replaces 3-5190. Suits Jason.



**3-5220**  
**Carriage adjustable & roller**  
**Suit window**  
Two adjustment heights. 12kg.  
Acetal flat roller and brass axle pin.  
Suits Comalco, Wunderlich,  
Robb & Brown and old Frontline.



**3-5240**  
**Carriage adjustable & roller**  
**Suit door & window**  
Metal concave roller with bearing. 13kg.  
Metal roller. Suits very old Jason.



**3-5200**  
**Carriage & roller • Suit window**  
Multi-link. 15kg. Black.  
Acetal flat roller and plastic axle pin.  
Replaces old model. Can use 3-5201.  
Suits Boral BST.



**3-5230**  
**Carriage adjustable & roller**  
**Suit window**  
Narrow 7.9mm carriage. Universal fit. 9kg.  
Acetal concave roller and brass axle pin.  
Adjust with the two grub screws supplied.




**3-5250**  
**Corner stake • Suit window**  
Use 3-5260 for replacement roller.  
Suits Trimview.



**3-5201**  
**Carriage adjustable & rollers**  
**Suit window**  
Multi-link. 15kg. Grey.  
Acetal flat roller and plastic axle pin.  
Replaces old model. Can use 3-5200.  
Suits Boral BST.



**3-5231**  
**Carriage adjustable & roller**  
**Suit window**  
Narrow 9.5mm carriage. Universal fit. 9kg.  
Acetal concave roller and brass axle pin.  
Adjust with the two grub screws supplied.



**3-5260**  
**Roller • Suit window**  
Acetal concave roller and  
brass axle pin. 10kg.




**3-5210**  
**Carriage & skid block**  
**Suit window**  
Slide block only. 12kg.  
Does not come with  
rollers. Suits Dowell.



**3-5232**  
**Carriage adjustable & roller**  
**Suit window**  
Narrow 7.9mm carriage. Universal fit. 9kg.  
Acetal flat roller and brass axle pin.  
Adjust with the two grub screws supplied.



**3-5270**  
**Carriage adjustable & roller • Suit window**  
Left and right. 12kg.  
Acetal roller and brass axle pin.  
Suit Jason pre-1982.



**3-5280**  
**Carriage adjustable & roller**  
**Suit door & window**  
 Stainless steel carriage and roller. 16kg.  
 Stainless steel roller with bearing.  
 9.5mm carriage. Suits Lidco Showcase.



**3-1185**  
**Carriage adjustable & roller • Suit window**  
 Stainless steel carriage. 25kg.  
 Acetal roller with bearing.



**3-5300**  
**Carriage adjustable & roller**  
**Suit window**  
 Suits GJames 131 series. 15kg.



**3-5310**  
**Carriage adjustable & roller**  
**Suit window**  
 Two adjustment heights. 12kg.  
 Acetal flat roller and brass axle pin.  
 10mm roller. Suits Aluminex, Boka,  
 Stegbar, Yamba, Crane and others.



**3-5320**  
**Carriage adjustable & roller**  
**Suit window**  
 Adjustable vertically. 9kg.  
 Acetal flat roller and brass axle pin.



**3-5321**  
**Similar to 3-5320 • Grooved roller**  
 Adjustable vertically. 9kg.  
 Acetal concave roller and brass axle pin.



**3-5331**  
**Carriage adjustable & roller**  
**Suit window**  
 15mm roller. 15kg.  
 Acetal concave roller with bearing.



**3-5332**  
**Similar to 3-5331 • Stainless steel roller**  
 15mm roller. 16kg.  
 Stainless steel concave roller with bearing.




**3-5350**  
**Carriage & roller • Suit window**  
 Metal housing. 4kg.  
 Acetal concave roller and brass axle pin.




**3-5360**  
**Carriage adjustable & roller**  
**Suit window**  
 Two adjustment heights. 10kg.  
 Acetal roller and brass axle pin.  
 16.5mm diameter roller.  
 Suits Grandview, Dowell, BJ Hanlon,  
 Expo, Jensen and others.





**Window & Door Accessories**  
**Double-Hung Windows**  
**Awning & Casement Windows**  
**Window Catches & Locks**  
**Sliding Door Locks**  
**Track & Accessories**



**Symbol Guide**  
for this section



**Heavy Duty**  
Capacity up to Xkg per unit



**X% Actual Size**  
Image displayed is a proportion of the part's actual size



**Not to Scale**  
Image displayed is not actual size



**Keyed**  
Number of keys included



**Call for Availability**  
Rare part - Please call us to check availability prior to ordering



**No Longer Available**  
Not currently available for sale




**Box Quantity**  
Number of units in a box




**Track Delivery Surcharge**  
All track deliveries incur a track delivery surcharge to offset the extra freight and packaging costs



**Sliding Door Lock Measurements**  
Height and width measurements for sliding door locks




**4-0016**  
Packer • Suit window & door  
1.6mm. Blue.




**4-0100**  
Packer • Suit window & door  
10.0mm. Black.



**4-0032**  
Packer • Suit window & door  
3.2mm. Red.



**4-0050**  
Packer • Suit window & door  
5mm. White.



**4-0064**  
Packer • Suit window & door  
6.4mm. Yellow.



**3-2022**  
Carriage & roller • Suit double-hung window  
Brass roller with bearing. 36kg.



**3-2024**  
Cover plate brass • Suit double-hung window  
Suits 3-2022.



**3-2020**  
Carriage & roller • Suit timber door  
Also suits double-hung windows. 34kg.  
Acetal roller with bearing.



**4-2053**  
Awning pulley • Suit double-hung windows  
Tandem pulley. Max sash weight 60kg (30kg each).  
Stainless steel.



**4-2052**  
**Awning pulley • Suit double-hung windows**  
 High-sided. Black electro-plated steel housing.  
 Acetal roller with bearing.



**4-2052SS**  
**Awning pulley • Suit double-hung windows**  
 High-sided. 35kg. Stainless steel housing.  
 Stainless steel roller with bearing.



**4-2056**  
**Awning pulley • Suit double-hung windows**  
 Heavy duty. Key hole fix. Stainless steel carriage. 35kg.  
 48mm acetal roller with bearing.  
 Suits Austview, Dayview, Shugg and others.



**4-2057B**  
**Awning pulley**  
**Suit double-hung windows**  
 Key hole fix. Stainless steel carriage.  
 21.3mm x 9.3mm acetal roller with pin bearing.  
 Suits Austview, Dayview, Shugg and others.



**4-2103**

Lock push • Suit sliding window

7mm shaft and 4mm thread. Suits extension pins. Use extension pins 4-2105, 4-2112, 4-2133 and 4-2175 for extra length shaft.



**4-2105**

Extension pin • Suit lock push

5mm.



**4-2112**

Extension pin • Suit lock push

12mm.



**4-2133**

Extension pin • Suit lock push


33mm.



**4-2175**

Extension pin • Suit lock push

75mm.




**4-6115**

Lock sash • Suit double-hung window

Suits Boral.






60% ACTUAL SIZE

Adjustable chain lengths:  
10cm, 15cm and 30cm

To switch between lengths,  
loosen the Phillips-head screw,  
shift it to the desired interval  
and re-tighten



60% ACTUAL SIZE

**4-3000BLK**  
Chain winder • Non-lockable  
Left-handed. Zinc-plated chain. Black.

**4-3000DUN**  
Dune.

**4-3000JAS**  
Jasper.

**4-3000PBK**  
Paperbark.

**4-3000PRI**  
Primrose.

**4-3000SUR**  
Surfmist.

**4-3000ULS**  
Ultra silver.

**4-3000WHB**  
White birch.

**4-3000WHT**  
White.



60% ACTUAL SIZE

**4-3005BLK**  
Chain winder • Lockable  
Left-handed. Zinc-plated chain. Black.

**4-3005DUN**  
Dune.

**4-3005JAS**  
Jasper.

**4-3005PBK**  
Paperbark.

**4-3005PRI**  
Primrose.

**4-3005SUR**  
Surfmist.

**4-3005ULS**  
Ultra silver.

**4-3005WHB**  
White birch.

**4-3005WHT**  
White.





**4-3009BLK**  
Chain winder • Lockable  
Right-handed. Zinc plated chain. Black.

**4-3009BRN**  
Brown.

**4-3009PBK**  
Paperbark.

**4-3009PRI**  
Primrose.

**4-3009ULS**  
Ultra silver.

**4-3009WHB**  
White birch.

**4-3009WHT**  
White.



**4-3015BLK**  
Chain winder • Lockable  
Left-handed. 304 stainless steel chain. Black.


**4-3015PBK**  
Paperbark.

**4-3015PRI**  
Primrose.

**4-3015SIL**  
Silver.

**4-3015STC**  
Satin chrome.

**4-3015WHT**  
White.



**4-3216BLK**  
Spacer plate • Suit chain winder  
16mm. Black.

**4-3216CTP**  
Citi pearl.

**4-3216SIL**  
Silver.

**4-3216WHT**  
White.

**4-3220BLK**  
Spacer plate • Suit chain winder  
20mm. Black

**4-3220CTP**  
Citi pearl.

**4-3220SIL**  
Silver.

**4-3220WHT**  
White.



**4-2100**  
 Lock push • Suit sliding window  
 Angled. 13.5mm throw. Black. Metal.




**4-2100P**  
 Lock push • Suit sliding window  
 Angled. 12.5mm throw. Black. Plastic.



**4-2101**  
 Lock push • Suit sliding window  
 Standard. 13.5mm throw. Black. Metal.



**4-2101P**  
 Lock push • Suit sliding window  
 Standard. 12.5mm throw. Black. Plastic.



**4-2102**  
 Lock push • Suit sliding window  
 Medium. 10.5mm throw. Black. Metal.  
 Bolt protrudes 8mm in open position, 18.5mm in closed position.



**4-1997BLK**  
 Cover • Suit weep hole  
 Suits Bradnams. Black.

**4-1997CLR**  
 Clear.






**4-6011**  
Catch & spring • Suit sliding window  
100mm. Suits CTL.




**4-6012**  
Catch & spring • Suit sliding window  
Suits Bradnams and Clearview.



**4-6015**  
Catch & spring • Suit sliding window  
Suits Statesman Windows.




**4-6016**  
Catch & spring • Suit sliding window  
Suits GJAMES.



**4-6018**  
Catch & spring • Suit sliding window  
Suits GJAMES.




**4-6020**  
Catch & spring • Suit sliding window  
Suits Dowell Ventura.




**4-6030**  
 Catch & spring • Suit sliding window  
 Suits old Trimview. Black only.



**4-6030S**  
 Spring • Suit sliding window  
 Suits old Trimview.



**4-6040**  
 Catch & spring • Suit sliding window  
 Suits old Comalco. Similar to 4-6050.  
 Care should be taken as one does not fit the other.



**4-6050**  
 Catch & spring • Suit sliding window  
 Suits old Bristle and Wunderlich. Similar to 4-6040.  
 Care should be taken as one does not fit the other.



**4-6080**  
 Catch & spring • Suit sliding window  
 Suits Precision. Keyed version not available.



**4-6101**  
 Catch & spring • Suit sliding window  
 Multifit. Black. Suits Ullrich Pentagon 60 suite.



**4-6305BLK**  
 Catch & spring • Suit sliding window  
 Multifit. Black.





**4-6045**  
Catch & spring • Suit sliding window  
Suits A&L.



**4-6082**  
Lock vent with key • Suit sliding window  
Suits BGC.



**4-6081**  
Lock vent with key • Suit sliding window  
Suits current Frontline.



**4-6085**  
Lock vent with key • Suit sliding window  
Suits Boral and Dowell.



Barrel diameter: 23mm



**4-6094**

**Lock plunger • Suit glass sliding panel**  
Suits Clearview, Dayview and others.  
Includes cover plate.

**4-6094CP**

**Cover plate • Suit 4-6094**




**4-6113**

**Catch & spring • Suit sliding window**  
Suits Boral BST.



Left hand shown.




**4-6124**

**Catch & spring • Suit sliding window**  
Left hand. Suits Jason Window Breeze lock.  
Replaces Rolltrak's 6121.



**4-6125**

Right hand. Replaces Rolltrak's 6122.



**4-6120**


**Catch & spring • Suit sliding window**  
Suits Jason.



**4-6112**

**Catch & spring • Suit sliding window**  
Suits Boral BST.  
The plastic spring is built into the handle  
and not available separately.





**4-6138**  
Catch & spring  
Suit sliding window  
Non-keyed.  
Suits Bradnams.



**4-6139**  
Catch & spring • Suit sliding window  
Suits Bradnams.



**4-6142**  
Catch & spring  
Suit sliding window  
Suits Bradnams, Wideline  
and Clearview.

**4-6141**  
Non-keyed.



**4-6151**  
Catch & spring • Suit sliding window  
Suits Frontline and old Robb & Brown.



**4-6144**  
Catch & spring • Suit sliding window  
Suits Stegbar.

**4-6143**  
Non-keyed.



**4-6160**  
Catch & spring  
Suit sliding window



**4-6148**  
Catch & spring • Suit sliding window  
Suits Wintec.

**4-6147**  
Non-keyed.



**4-6173**  
Catch & spring  
Suit sliding window  
Suits AMP, Allulite, Dowell  
and others.



**4-6201**  
Catch & spring • Suit sliding window  
Suits JG. Can replace 4-6200.  
Beware of the small springs that  
can dislodge easily before assembly.



**4-6190**  
Catch & spring • Suit sliding window  
Suits View-Max.



**4-6270**  
Catch & spring • Suit sliding window  
Suits Comalco and Wunderlich. Snail back.



**4-6206**

Catch & spring • Suit sliding window  
Suits Vincent and Trend.



**4-6225**

Catch & spring • Suit sliding window  
Rare part - Call for availability.



**4-6230**

Catch & spring  
Suit sliding window  
Suits Capral and Crane.



**4-6231**

Catch & spring • Suit sliding window



**4-6220**

Catch & spring  
Suit sliding window  
Suits Comalco and others.  
Can replace 4-6040.



**4-6219**

Non-keyed.



**4-6234**

Catch & spring  
Suit sliding window  
Suits MTM and Adelaide.  
Can replace Rolltrak's 6233.



# 4-8530 Sliding Door Lock

Suit sliding patio door

- \* Non-keyed
- \* Zinc construction
- \* Includes 4-8570 outer pull and 4-8540 striker plate
- \* For flush outer pull, use 4-8590



Longer stainless steel screws for thicker doors are available and sold separately.

**4-8501**  
4mm x 50mm.



**4-8503**  
4mm x 60mm.



**4-8502**  
4mm x 55mm.



**4-8504**  
4mm x 65mm.

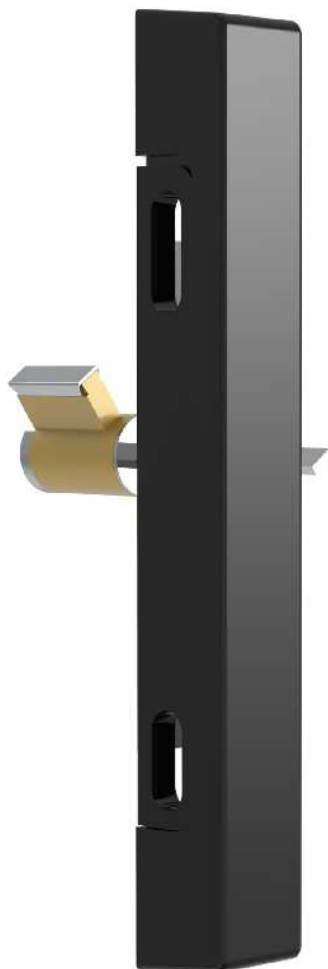




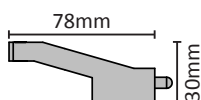
# 4-8630 Sliding Door Lock

Suit sliding patio door

- \* 5-pin cylinder, outside only
- \* Zinc construction
- \* Includes 4-8580 outer pull, 4-8160 cylinder and 4-8540 striker plate
- \* For flush outer pull, use 4-8660



Available in  
**4-8630BLK**  
Black



Longer stainless steel screws for thicker doors are available and sold separately.





**4-8501**  
Screw • Suit patio door handle  
4mm x 50mm. Stainless steel.



**4-8502**  
Screw • Suit patio door handle  
4mm x 55mm. Stainless steel.




**4-8503**  
Screw • Suit patio door handle  
4mm x 60mm. Stainless steel.



**4-8504**  
Screw • Suit patio door handle  
4mm x 65mm. Stainless steel.

**4-8142**  
Cylinders & keys • Suit patio door  
Twin pin cylinders. Suits 4-8640.



**4-8540BLK**  
Lock striker • Suit sliding patio door  
Universal cover. Black. Suits 4-8530 and 4-8630. Zinc construction.



**4-8160**  
Cylinder & key • Suit patio door  
Pin cylinder with C4 keys. Includes cuttable tail.  
Suits 4-8630 and others.



**4-8570BLK**  
Lock pull • Suit sliding patio door lock  
No cylinder hole. Includes screws. Black.  
Suits 4-8530 and 4-8531.

**4-8580BLK**  
Lock pull • Suit sliding patio door lock  
With cylinder hole. Includes screws. Black.  
Suits 4-8630 and 4-8631.



**4-8590**

**Lock pull • Suit sliding patio door lock**  
Flush pull. Plastic. No cylinder hole. Black.  
Includes 2 x 3-1710 sleeve nuts and screws.  
Suits lock 4-8530 and 4-8531.



**4-8660**

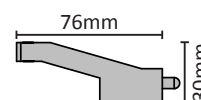
**Lock pull • Suit sliding patio door lock**  
Flush pull. Plastic. With cylinder hole.  
Includes 2 x 3-1710 sleeve nuts and screws.  
Suits 4-8630 and 4-8631 sliding door lock.

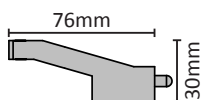


### 4-8531BLK

#### Lock • Suit sliding patio door

Non-keyed. Zinc construction. Matt Black.  
Includes 4-8570 outer pull and 4-8540 striker plate.  
For flush outer pull, use 4-8590.





**4-8631BLK**

**Lock • Suit sliding patio door**

Key lockable (outside only). Zinc construction. Matt black.  
Includes 4-8580 outer pull, 4-8540 striker plate and 4-8160 cylinder.  
For flush outer pull, use 4-8660.



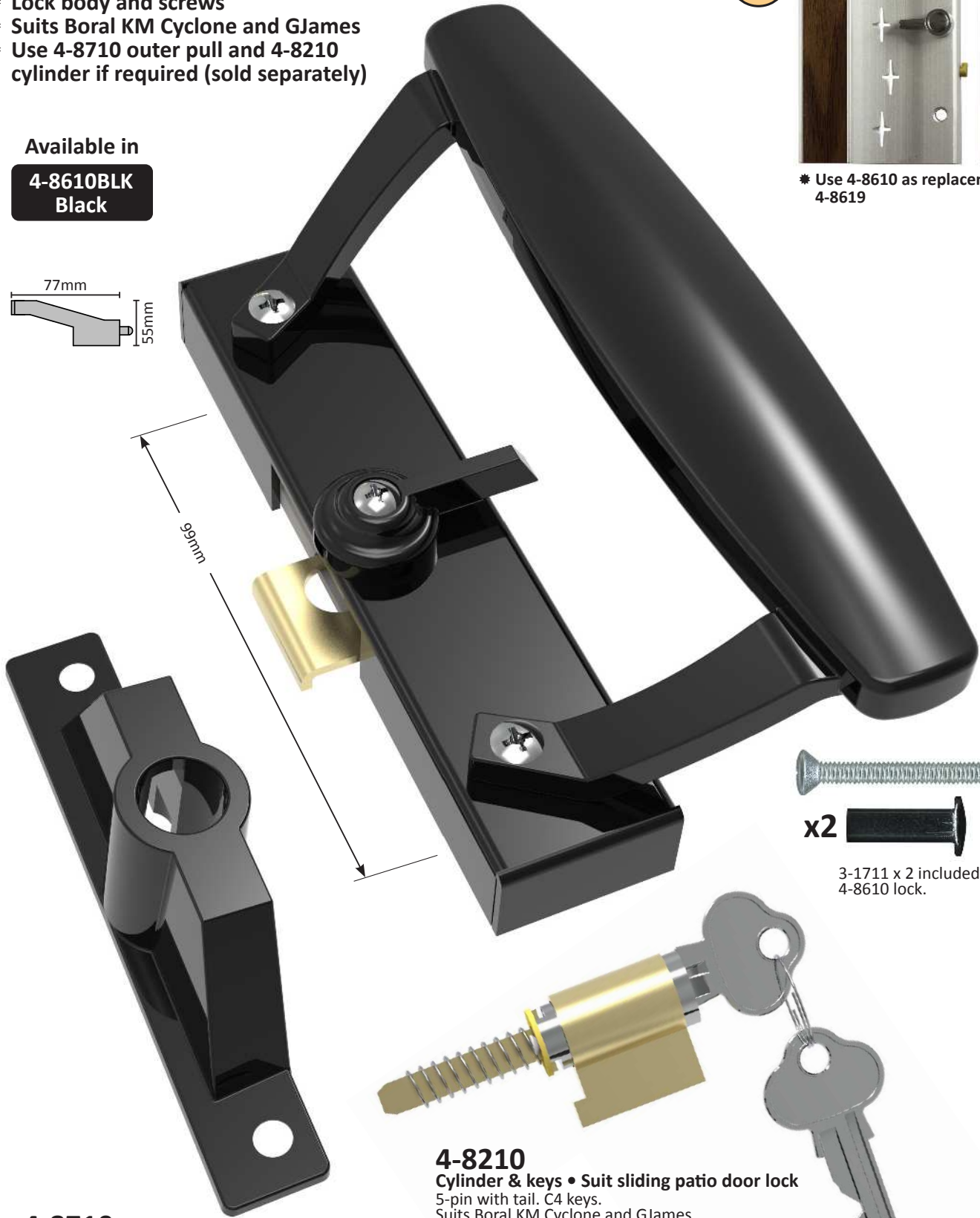
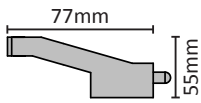
# 4-8610 Sliding Door Lock

Suit sliding patio door

- \* Lock body and screws
- \* Suits Boral KM Cyclone and GJames
- \* Use 4-8710 outer pull and 4-8210 cylinder if required (sold separately)

Available in

**4-8610BLK**  
Black



**NLA**  
NO LONGER AVAILABLE  
**NOT TO SCALE**



\* Use 4-8610 as replacement for 4-8619



x2

3-1711 x 2 included with the 4-8610 lock.

## 4-8710

Lock pull • Suit sliding patio door lock  
Cylinder hole. Black.  
Suits Boral KM Cyclone and old GJames.

## 4-8210

Cylinder & keys • Suit sliding patio door lock  
5-pin with tail. C4 keys.  
Suits Boral KM Cyclone and GJames.



## 4-8611 Sliding Door Lock

Suit sliding patio door

- \* Lock body, outer pull and screws
- \* Non-keyed
- \* Suits GJames commerical and high-end residential

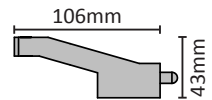
Available in

**4-8611BLK**  
Black





82mm



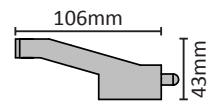
**4-8638BLK**

Lock • Suit sliding patio door

D-shaped plastic handle. 5-pin cylinder, inside and out. Includes outer pull, striker, screws and 2 x C4 keys. Suits Bradnams. Black.





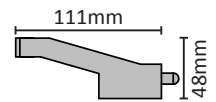


**4-8639BLK**

Lock • Suit sliding patio door

D-shaped plastic handle, 5-pin cylinder, outside only. Includes handle packer, 'small D' flush outer pull, striker, screws and 2 x C4 keys. Suits Bradnams. Black.





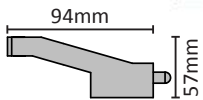
**4-8640BLK**

Lock • Suit sliding patio door  
D-shaped plastic handle. Black.  
Includes cylinders with 2 x C4 keys,  
outer pull and striker plate.  
This lock will replace the Boral Digilock.  
For Flush outer pull, use 4-8660.



**4-8640WHT**

White.



**4-8670BLK**

Lock • Suit sliding patio door  
Vista. 5-pin cylinder, inside and out.  
16mm strike. Black.



**4-8670PRI**

Primrose.

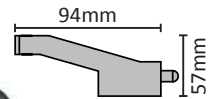
**4-8670SIL**

Silver.

**4-8670WHT**

White.





**4-8671BLK**  
 Lock • Suit sliding patio door  
 Vista. 5-pin cylinder, inside only.  
 16mm strike. Black.



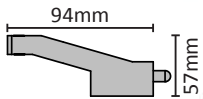
**4-8671PRI**  
 Primrose.

**4-8671SIL**  
 Silver.

**4-8671WHT**  
 White.



82mm



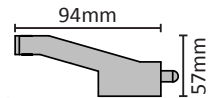
**4-8672BLK**  
 Lock • Suit sliding patio door  
 Vista. 5-pin cylinder, outside only.  
 16mm strike. Black.

**4-8672PRI**  
 Primrose.

**4-8672SIL**  
 Silver.

**4-8672WHT**  
 White.





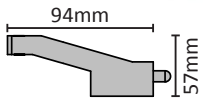
**4-8680BLK**  
 Lock • Suit sliding patio door  
 Vista. 5-pin cylinder, inside and out.  
 25mm strike. Black.

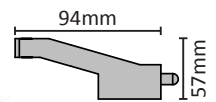


**4-8680PRI**  
 Primrose.

**4-8680SIL**  
 Silver.

**4-8680WHT**  
 White.





**4-8682BLK**  
 Lock • Suit sliding patio door  
 Vista. 5-pin cylinder, outside only.  
 25mm strike. Black.



**4-8682PRI**  
 Primrose.

**4-8682SIL**  
 Silver.

**4-8682WHT**  
 White.





**4-8678BLK**  
Packer • Suit Vista strike  
6mm packer. Suits Vista 16mm strike.  
Black.



**4-8688BLK**  
Packer • Suit Vista strike  
6mm packer. Suits Vista 25mm strike. Black.



**4-8685BLK**  
Lock striker • Suit sliding patio door lock  
Suits Vista. 25mm strike.



**4-8667**  
**Striker plate • Suit sliding patio door lock**  
 Suits Bradnams lock 4-8869BLK.



**4-8892BLK**  
**Lock lever • Suit sliding patio door**  
 Replacement lever only.  
 Suit Jason bolt lock 4-8838. Black.

**4-8892AGR**  
 Anotec grey.

**4-8892CHL**  
 Charcoal lustre.

**4-8892MAG**  
 Magnolia.

**4-8892WHT**  
 White.



**4-8650**  
**Packer • Suit sliding patio door lock**  
 Suits 4-8530, 4-8531, 4-8630 and 4-8631.  
 Black. For longer screws, use 4-8503.



**4-8658**  
**Packer • Suit sliding patio door lock**  
 Suits 4-8638, 4-8639 and 4-8640 deadlocks.  
 Clear.



**4-8831SIL**  
Lock • Suit sliding patio door  
Lever lock. Suits Jason. Left hand. Silver pearl.



**4-8832SIL**  
Lock • Suit sliding patio door  
Lever lock. Suits Jason. Right hand. Silver pearl.





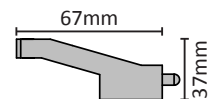
**4-8857BLK**  
**Lock • Suit sliding patio door**  
 Mortice lock and handle set.  
 Includes striker.  
 Use 1-8150 or 1-8190 security  
 door cylinder (not included).  
 Suits Jason. Black.

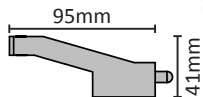
**4-8857AGR**  
 Anotec grey.

**4-8857DOS**  
 Doeskin.

**4-8857MAG**  
 Magnolia.

**4-8857WHT**  
 White.





**4-8856BLK**  
Lock • Suit sliding patio door  
**COMPLETE LOCK SET.**  
Includes mortice lock, handles,  
wafer cylinder and striker.  
Suits BGC Mk2. Black.  
Can use 4-8857.

**4-8856WHT**  
White.

**4-8851BLK**  
Lock • Suit sliding patio door  
**HANDLE SET ONLY.**  
Suits BGC Mk2. Black.  
Can use 4-8857.

**4-8851MAG**  
Magnolia.

**4-8851WHT**  
White.



**4-8856BLK-LB**  
Lock • Suit sliding patio door  
**MORTICE LOCK BODY ONLY.**  
Suits BGC Mk2. Black.  
Can use 4-8857.

**4-8856WHT-LB**  
White.



### 4-8868BLK

#### Lock • Suit sliding patio door

Handle set only. Metal construction.  
Cylinder and lock body NOT included.  
Use 1-8150 security door cylinder.  
Suits Bradnams. Black.



**4-8869BLK**

Lock • Suit sliding patio door

Mortice lock and handle set. Plastic construction.  
Cylinder NOT included. Use 1-8150 security door cylinder.  
Suits Bradnams. Black.

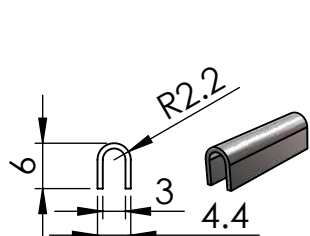


## COVER TRACKS WITHOUT LEG

NOTE: 5 length delivery MOQ applies. Can be mixed.

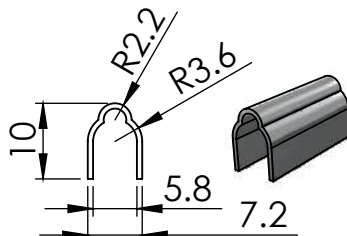


All track deliveries incur a track delivery surcharge to offset the extra freight and packaging costs.



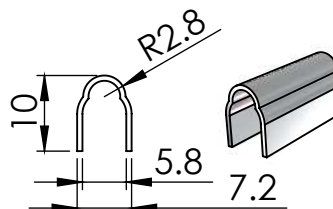
### 4-9000-T1

Track cover • Suit sliding door & window  
Cover track, no leg.  
2375mm. Stainless steel.  
Track 1. Fix with builders bog.



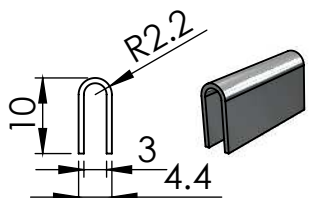
### 4-9000-T4

Track cover • Suit sliding door & window  
Cover track, no leg.  
2375mm. Stainless steel.  
Track 4. Fix with builders bog.



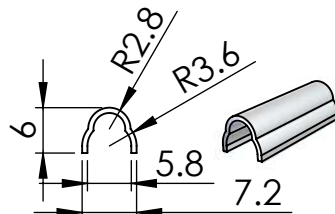
### 4-9000-T6

Track cover • Suit sliding door & window  
Cover track, no leg.  
2375mm. Stainless steel.  
Track 6. Fix with builders bog.



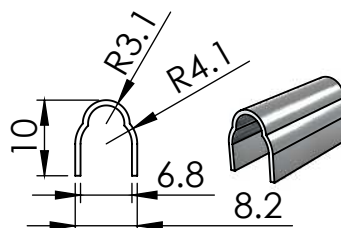
### 4-9000-T2

Track cover • Suit sliding door & window  
Cover track, no leg.  
2375mm. Stainless steel.  
Track 2. Fix with builders bog.



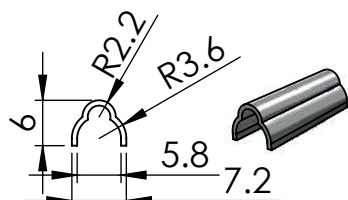
### 4-9000-T5

Track cover • Suit sliding door & window  
Cover track, no leg.  
2375mm. Stainless steel.  
Track 5. Fix with builders bog.



### 4-9000-T7

Track cover • Suit sliding door & window  
Cover track, no leg.  
2375mm. Stainless steel.  
Track 7. Fix with builders bog.



### 4-9000-T3

Track cover • Suit sliding door & window  
Cover track, no leg.  
2375mm. Stainless steel.  
Track 3. Fix with builders bog.



NOT TO SCALE

### 7-5050

Scraper • 50mm  
Plastic.  
Refer to page 198 for more sizes.



### 4-GAUGE9000

Track gauge • Without leg set  
Suit tracks 4-9000-T1 to 4-9000-T7.  
Track measuring guide.

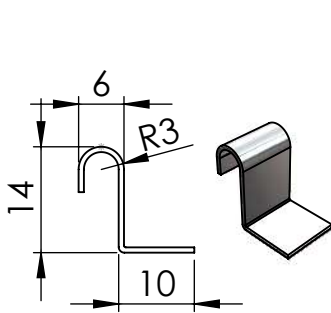




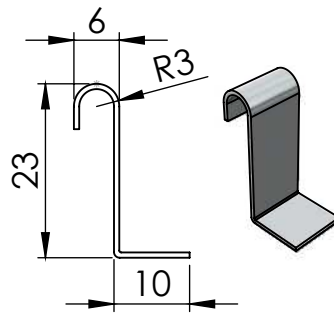
All track deliveries incur a track delivery surcharge to offset the extra freight and packaging costs.

**COVER TRACKS WITH LEG**

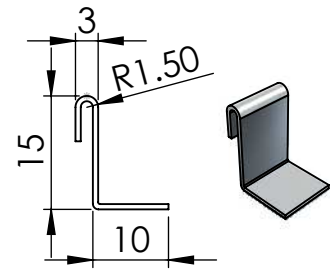
NOTE: 5 length delivery MOQ applies. Can be mixed.



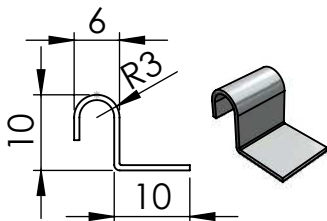
**4-9010-P2**  
Track cover • Suit sliding door & window  
Cover track with leg.  
2440mm. Stainless steel.  
Profile 2. Screw fix track.  
Can also use builders bog.



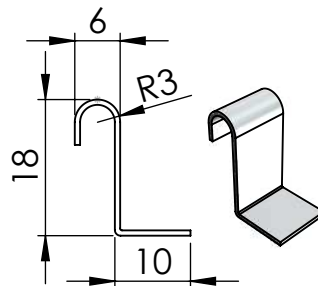
**4-9010-P4**  
Track cover • Suit sliding door & window  
Cover track with leg.  
2440mm. Stainless steel.  
Profile 4. Screw fix track.  
Can also use builders bog.



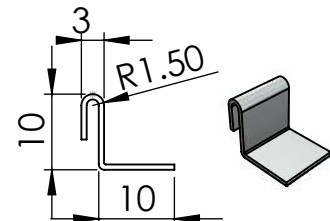
**4-9010-P6**  
Track cover • Suit sliding door & window  
Cover track with leg.  
2440mm. Stainless steel.  
Profile 6. Screw fix track.  
Can also use builders bog.



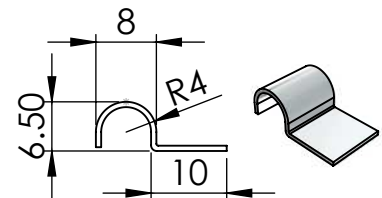
**4-9010-P3**  
Track cover • Suit sliding door & window  
Cover track with leg.  
2440mm. Stainless steel.  
Profile 3. Screw fix track.  
Can also use builders bog.



**4-9010-P5**  
Track cover • Suit sliding door & window  
Cover track with leg.  
2440mm. Stainless steel.  
Profile 5. Screw fix track.  
Can also use builders bog.



**4-9010-P7**  
Track cover • Suit sliding door & window  
Cover track with leg.  
2440mm. Stainless steel.  
Profile 7. Screw fix track.  
Can also use builders bog.



**4-9010-P8**  
Track cover • Suit sliding door & window  
Cover track with leg.  
2440mm. Stainless steel.  
Profile 8. Screw fix track.  
Can also use builders bog.



**4-GAUGE9010**  
Track gauge • With leg set  
Suit tracks 4-9010-P2 to 4-9000-P8.  
Track measuring guide.  
Left side for determining radius.  
Right side for checking profile of track.

NOT TO SCALE

**7-5050**  
Scraper • 50mm  
Plastic.  
Refer to page 198 for more sizes.






**4-9100-24**

**Track cover • Suit sliding door**

Aluminium cover track. 2.4m. Mill finish.  
Can fit over some damaged tracks.




**4-9110PD-20**

**Track replacement • Suit sliding door**

Aluminium track. 2.0m. Mill finish.  
Pre-drilled.

**4-9110PD-25**

2.5m



**4-9120PD-20**

**Track replacement • Suit sliding door**

Brass track. 2.0m. Mill finish.  
Pre-drilled.

**4-9120PD-25**

2.5m



**4-9160PD-20**

**Track 'T' • Suit sliding door**

Aluminium 'T' track. 13mm x 21mm. 2.0m. Mill finish.  
Pre-drilled.

**4-9160PD-25**

2.5m



**4-9140M**

**Track replacement • Suit sliding door**

PVC cover track. Short side wall. Frosted.  
Suits old Jason and others.  
Sold per metre.



**4-9150M**


**Track replacement • Suit sliding door**

PVC cover track. Long side wall. Frosted.  
Suits old Jason and others.  
Sold per metre.




All track deliveries incur a track delivery surcharge to offset the extra freight and packaging costs.

NOTE: 5 length delivery MOQ applies. Can be mixed.



**Throw Style Locks**  
**Surface Mounted Door Closers**  
**Concealed Overhead Door Closers**  
**Hinges**  
**Flush Bolts**



**Symbol Guide**  
for this section



**Heavy Duty**  
Capacity up to Xkg per unit



**Extra Heavy Duty**  
Capacity up to Xkg per unit




**Corrosion Resistant**  
Able to resist corrosion in the presence of water or air moisture



**Not to Scale**  
Image displayed is not actual size



**Keyed**  
Number of keys included



**Lock mortice • Ryobi 20 Series short throw**

Bolt style mortice lock with 23mm backset for narrow stile aluminium doors. 22mm 'short throw' bolt. Suits hinged commercial, single entrance doors. Available in both cylinder and turn (5-2001), and double cylinder (5-2002) options. Silver.

- \* Suits 32mm to 40mm thick aluminium doors
- \* Heavy duty, 5-blade, case hardened riveted bolt with concealed pin
- \* Includes long and short aluminium faceplates with stainless steel screws



**5-2001**

**Short throw lock with cylinder & turn • Ryobi 20 Series ST2001CTS**

Bolt style lockset with 22mm 'short throw' bolt.  
Includes lock, 5-pin cylinder, turn, faceplates, screws and escutcheons.  
Suits hinged commercial, single entrance doors. Silver.



**5-2002**

**Short throw lock with double cylinder • Ryobi 20 Series ST2001DCS**


Bolt style lockset with 22mm 'short throw' bolt.  
Includes lock, 5-pin cylinders, faceplates, screws and escutcheons.  
Suits hinged commercial, single entrance doors. Silver.



**5-2025**

**Lever escape • Ryobi 20 Series**

Escape lever for fire and safety. Sold separately.  
Replaces inside cylinder or turn for fast escape.  
Suits all Ryobi 20 Series mortice locks. Silver.



#### Lock mortice • Ryobi 20 Series long throw

Bolt style mortice lock with 23mm backset for narrow stile aluminium doors. 37mm 'long throw' bolt. Suits hinged commercial, double entrance doors. Available in both cylinder and turn (5-2011), and double cylinder (5-2012) options. Silver.

- \* Suits 32mm to 40mm thick aluminium doors
- \* Heavy duty, 5-blade, case hardened riveted bolt with concealed pin
- \* Includes long and short aluminium faceplates with stainless steel screws



**5-2011**

**Long throw lock with cylinder & turn • Ryobi 20 Series LT2011CTS**

Bolt style lockset with 37mm 'long throw' bolt.  
Includes lock, 5-pin cylinder, turn, faceplates, screws and escutcheons.  
Suits hinged commercial, double entrance doors. Silver.



**5-2012**

**Long throw lock with double cylinder • Ryobi 20 Series LT2011DCS**


Bolt style lockset with 37mm 'long throw' bolt.  
Includes lock, 5-pin cylinders, faceplates, screws and escutcheons.  
Suits hinged commercial, double entrance doors. Silver.



**5-2025**

**Lever escape • Ryobi 20 Series**

Escape lever for fire and safety. Sold separately.  
Replaces inside cylinder or turn for fast escape.  
Suits all Ryobi 20 Series mortice locks. Silver.



**Lock mortice • Ryobi 20 Series hook throw**

Bolt style mortice lock with 23mm backset for narrow stile aluminium doors. 29mm 'hook throw' bolt. Suits sliding commercial entrance doors. Available in both cylinder and turn (5-2021), and double cylinder (5-2022) options. Silver.

- \* Suits 32mm to 40mm thick aluminium doors
- \* Heavy duty, 5-blade, case hardened riveted bolt with concealed pin
- \* Includes striker box, long, short and striker aluminium faceplates with stainless steel screws





**5-2021**

**Hook throw lock with cylinder & turn • Ryobi 20 Series ST2021CTS**

Bolt style lockset with 29mm 'hook throw' bolt.  
Includes lock, striker box, 5-pin cylinder, turn, faceplates, screws and escutcheons.  
Suits sliding commercial entrance doors. Silver.



**5-2022**

**Hook throw lock with double cylinder • Ryobi 20 Series ST2021DCS**

Bolt style lockset with 29mm 'hook throw' bolt.  
Includes lock, striker box, 5-pin cylinders, faceplates, screws and escutcheons.  
Suits sliding commercial entrance doors. Silver.



**5-2025**

**Lever escape • Ryobi 20 Series**

Escape lever for fire and safety. Sold separately.  
Replaces inside cylinder or turn for fast escape.  
Suits all Ryobi 20 Series mortice locks. Silver.

## SURFACE MOUNTED DOOR CLOSER SELECTION CHART

### Door & Closer

Total Code	Closer Model	Max. Door Weight (Kg)	Standard Arm	Parallel Arm	Slide Arm	Spring Strength	Hold Open Function	Price Guide
5-2100	2100BCV	80	☑	☑		2-4 by position	Optional arm	●●●
5-2101	2100BCT	60			☑	2-3 by position	Optional device	●●●
5-2120	1200BCV	80	☑	☑		2-4 by position		●
5-2121	1200BCT	40			☑	2	Included device	●
5-2152	1502BCV	45	☑	☑		2	Optional arm	●
5-2153	1503BCV	60	☑	☑		3	Optional arm	●
5-2154	1504BCV	80	☑	☑		4	Optional arm	●●
5-2550	2550DABCV	80	☑	☑		1-4 by valve	Optional arm	●●●●
5-2551	2550DABCT	60			☑	1-3 by valve	Optional device	●●●●
5-2580	2580BCV	80	☑	☑		1-4 by valve		●●●●●●
5-2620	62	45	☑			2		●
5-2623	62P	45		☑		2		●
5-2624	162	45	☑			2	80° fixed	●●
5-2627	162P	45		☑		2	80° fixed	●●
5-2630	63	60	☑			3		●●
5-2633	63P	60		☑		3		●●
5-2634	163	60	☑			3	80° fixed	●●
5-2637	163P	60		☑		3	80° fixed	●●
5-2640	64	80	☑			4		●●
5-2643	64P	80		☑		4		●●
5-2882	8802BCV	45	☑	☑		2	Optional arm	●
5-2883	8803BCV	65	☑	☑		3	Optional arm	●
5-2884	8804BCV	80	☑	☑		4	Optional arm	●
5-3550	3550DABCV	150	☑	☑		2-6 by valve	Optional arm	●●●●●
5-4550	4550BCV	200	☑	☑		2-7 by valve	Optional arm	●●●●●●

**Delayed action** control is designed to delay the closing cycle of the door. Once the door is opened, this feature slows the closing speed between the maximum opening angle and about 75 degrees, allowing the elderly, those in wheelchairs or those pushing prams, trolleys, etc., more time to pass through the opening.

**Fire doors** are a specialist area that is heavily regulated, tested, inspected and certified as a whole of door. Frames, seals, fixings, installation method and accuracy are important and in some duristrictions, licenced installers are required. Installers should research their local compliance and situational requirements.

## SURFACE MOUNTED DOOR CLOSER SELECTION CHART

### Site & Situation

Total Code	Closer Model	Door Width External (mm)	Door Width Internal (mm)	Max. Opening Angle	Back Check	Delayed Action	Fire Rated	Drop Plate Available
5-2100	2100BCV	1050	1200	180°	☑		☑	☑
5-2101	2100BCT	850	950	180°	☑		☑	☑
5-2120	1200BCV	1000	1100	180°	☑		☑	
5-2121	1200BCT	800	850	180°	☑		☑	
5-2152	1502BCV	800	900	180°	☑		☑	☑
5-2153	1503BCV	900	1050	180°	☑		☑	☑
5-2154	1504BCV	950	1200	180°	☑		☑	☑
5-2550	2550DABCV	950	1200	180°	☑	☑	☑	☑
5-2551	2550DABCT	900	1050	180°	☑	☑	☑	☑
5-2580	2580BCV	950	1200	180°	☑			
5-2620	62	800	900	180°				
5-2623	62P	800	900	180°				
5-2624	162	800	900	180°				
5-2627	162P	800	900	180°				
5-2630	63	900	950	180°				
5-2633	63P	900	950	180°				
5-2634	163	900	950	180°				
5-2637	163P	900	950	180°				
5-2640	64	950	1050	180°				
5-2643	64P	950	1050	180°				
5-2882	8802BCV	800	900	180°	☑		☑	
5-2883	8803BCV	900	950	180°	☑		☑	
5-2884	8804BCV	950	1000	180°	☑		☑	
5-3550	3550DABCV	1350	1500	180°	☑	☑	☑	☑
5-4550	4550BCV	1400	1500	180°	☑			

**Door widths** quoted are indicative maximum widths that can be affected by site location and conditions. Widths can also be affected by closer model design, spring strength, arm and bracket location. For more information, refer to the installation instructions supplied with the door closer.

**Back check control** is designed to dampen the opening of a hinged door and is generally adjustable between 75 and 180 degrees. Doors opened at speed or assisted by strong winds could injure people or cause damage to door frames, walls, furniture etc. When choosing a door closer with back check control, consider using extra, larger or stronger hinges.



- \* Adjustable back check, latching and closing speeds
- \* Spring strength varies by closer position
- \* Refer to door closer selection charts on pages 166-167 for more info

## 5-2100

### Door closer • Suit hinged commercial door

Ryobi 2100BCV-F4. Surface mounted. 60-80kg. Silver. Suits both pull and push side installations. Includes closer body, arm set, both standard and parallel arm brackets and screws.

## 5-2101

### Door closer • Suit hinged commercial door

Ryobi 2100BCT-F4. Surface mounted. Slide arm. 60kg. Silver. Suits pull side installations only. Includes closer body, slide arm, channel and screws.

## 5-2107

### Arm set • Suit Ryobi 2100 series

Standard, hold open. Silver.

## 5-2108

### Arm set • Suit Ryobi 2100 series

Parallel, hold open. Silver.

## 5-2109

### Drop plate • Suit Ryobi 2100 series

Silver.



- \* Adjustable back check, latching and closing speeds
- \* Spring strength varies by closer position
- \* Available in silver and black
- \* Refer to door closer selection charts on pages 166-167 for more info

## 5-2120BLK

### Door closer • Suit hinged commercial door

Ryobi 1200BCV-F2. Surface mounted. 40-80kg. Black. Suits both pull and push side installations. Includes closer body, arm set, both standard and parallel arm brackets and screws.

## 5-2120SIL

### Door closer • Suit hinged commercial door

Ryobi 1200BCV-F2. Surface mounted. 40-80kg. Silver. Suits both pull and push side installations. Includes closer body, arm set, both standard and parallel arm brackets and screws.

## 5-2121BLK

### Door closer • Suit hinged commercial door

Ryobi 1200BCT-F2. Surface mounted. Slide arm. 40kg. Black. Suits pull side installations only. Includes closer body, slide arm, channel, screws and hold open device.

## 5-2121SIL

### Door closer • Suit hinged commercial door

Ryobi 1200BCT-F2. Surface mounted. Slide arm. 40kg. Silver. Suits pull side installations only. Includes closer body, slide arm, channel, screws and hold open device.



- \* Adjustable back check, latching and closing speeds
- \* Spring strength varies by closer model
- \* Suits both pull and push side installations
- \* Includes closer body, arm set, both standard and parallel arm brackets and screws
- \* Refer to door closer selection charts on pages 166-167 for more info

**5-2152**  
Door closer • Suit hinged commercial door  
Ryobi 1502BCV-F2. Surface mounted. 45kg. Silver.

**5-2153**  
Door closer • Suit hinged commercial door  
Ryobi 1503BCV-F2. Surface mounted. 60kg. Silver.

**5-2154**  
Door closer • Suit hinged commercial door  
Ryobi 1504BCV-F2. Surface mounted. 80kg. Silver.

**5-2155**  
Cover box • Suit Ryobi 1500 series  
Optional extra. Silver.

**5-2557**  
Arm set • Suit Ryobi 1500 and 2550 series  
Standard, hold open. Silver.

**5-2558**  
Arm set • Suit Ryobi 1500 and 2550 series  
Parallel, hold open. Silver.

**5-2159**  
Drop Plate • Suit Ryobi 1500 series  
Silver.



- \* Adjustable back check, latching and closing speeds
- \* Includes delayed action feature
- \* Spring strength varies by adjustment valve
- \* Refer to door closer selection charts on pages 166-167 for more info

**5-2550**  
Door closer • Suit hinged commercial door  
Ryobi 2550DABCV-F1.5. Surface mounted. 80kg. Silver.  
Suits both pull and push side installations.  
Includes closer body, cover, arm set, both standard and parallel arm brackets and screws.

**5-2551**  
Door closer • Suit hinged commercial door  
Ryobi 2550DABCT-F1.5. Surface mounted. Slide arm. 60kg. Silver.  
Suits pull side installations only.  
Includes closer body, cover, slide arm, channel and screws.

**5-2557**  
Arm set • Suit Ryobi 1500 and 2550 series  
Standard, hold open. Silver.

**5-2558**  
Arm set • Suit Ryobi 1500 and 2550 series  
Parallel, hold open. Silver.

**5-2559**  
Drop Plate • Suit Ryobi 2550 series  
Silver.



- \* Adjustable back check, latching and closing speeds
- \* Spring strength varies by adjustment valve
- \* Suits both pull and push side installations
- \* Includes closer body, 304 stainless steel cover, arm set, both standard and parallel arm brackets and screws
- \* Refer to door closer selection charts on pages 166-167 for more info

**5-2580**

**Door closer • Suit hinged commercial door**  
 Ryobi 2580BCV. Surface mounted. 80kg. Stainless steel. Includes 304 stainless steel cover, arm set and brackets.



- \* Adjustable latching and closing speeds
- \* Spring strength and hold open function varies by closer model
- \* Suits pull side installations only
- \* Includes closer body, arm set, standard arm bracket and screws
- \* Refer to door closer selection charts on pages 166-167 for more info

**5-2620**

**Door closer • Suit hinged commercial door**  
 Ryobi 62. Surface mounted. Standard arm. Non hold open. 45kg. Silver.

**5-2630**

**Door closer • Suit hinged commercial door**  
 Ryobi 63. Surface mounted. Standard arm. Non hold open. 60kg. Silver.

**5-2640**

**Door closer • Suit hinged commercial door**  
 Ryobi 64. Surface mounted. Standard arm. Non hold open. 80kg. Silver.

**5-2624**

**Door closer • Suit hinged commercial door**  
 Ryobi 162. Surface mounted. Standard arm. Hold open. 45kg. Silver.

**5-2634**

**Door closer • Suit hinged commercial door**  
 Ryobi 163. Surface mounted. Standard arm. Hold open. 60kg. Silver.



- \* Adjustable back check, latching and closing speeds
- \* Spring strength varies by closer model
- \* Suits both pull and push side installations
- \* Includes closer body, arm set, both standard and parallel arm brackets and screws
- \* Refer to door closer selection charts on pages 166-167 for more info

### 5-2882


**Door closer • Suit hinged commercial door**  
Ryobi 8802BCV-F2. Surface mounted. 45kg. Silver.

### 5-2883

**Door closer • Suit hinged commercial door**  
Ryobi 8803BCV-F2. Surface mounted. 65kg. Silver.

### 5-2884

**Door closer • Suit hinged commercial door**  
Ryobi 8804BCV-F2. Surface mounted. 80kg. Silver.



- \* Adjustable latching and closing speeds
- \* Spring strength and hold open function varies by closer model
- \* Suits push side installations only
- \* Includes closer body, arm set, parallel arm bracket and screws
- \* Refer to door closer selection charts on pages 166-167 for more info

### 5-2623

**Door closer • Suit hinged commercial door**  
Ryobi 62P. Surface mounted. Parallel arm. Non hold open. 45kg. Silver.

### 5-2633

**Door closer • Suit hinged commercial door**  
Ryobi 63P. Surface mounted. Parallel arm. Non hold open. 60kg. Silver.

### 5-2643

**Door closer • Suit hinged commercial door**  
Ryobi 64P. Surface mounted. Parallel arm. Non hold open. 80kg. Silver.

### 5-2627

**Door closer • Suit hinged commercial door**  
Ryobi 162P. Surface mounted. Parallel arm. Hold open. 45kg. Silver.

### 5-2637

**Door closer • Suit hinged commercial door**  
Ryobi 163P. Surface mounted. Parallel arm. Hold open. 60kg. Silver.



- \* Adjustable back check, latching and closing speeds
- \* Includes delayed action feature
- \* Spring strength varies by adjustment valve
- \* Suits both pull and push side installations
- \* Includes closer body, cover, arm set, both standard and parallel arm brackets and screws
- \* Refer to door closer selection charts on pages 166-167 for more info

### 5-3550

**Door closer • Suit hinged commercial door**  
Ryobi 3550DABCV-F4. Surface mounted. 150kg. Silver.

### 5-3557

**Arm set • Suit Ryobi 3550 and 4550 series**  
Standard, hold open. Silver.

### 5-3558

**Arm set • Suit Ryobi 3550 and 4550 series**  
Parallel, hold open. Silver.

### 5-3559

**Drop plate • Suit Ryobi 3550 series**  
Silver.



- \* Adjustable back check, latching and closing speeds
- \* Spring strength varies by adjustment valve
- \* Suits both pull and push side installations
- \* Includes closer body, cover, arm set, both standard and parallel arm brackets and screws
- \* Refer to door closer selection charts on pages 166-167 for more info

### 5-4550

**Door closer • Suit hinged commercial door**  
Ryobi 4550BCV. Surface mounted. 200kg. Silver.

### 5-3557

**Arm set • Suit Ryobi 3550 and 4550 series**  
Standard, hold open. Silver.

### 5-3558

**Arm set • Suit Ryobi 3550 and 4550 series**  
Parallel, hold open. Silver.



## CONCEALED OVERHEAD DOOR CLOSER SELECTION CHART

Total Code	Closer Model	Max. Door Weight (Kg)	Door Width External (mm)	Door Width Internal (mm)	Max. Opening Angle	Hold Open	Price Guide
5-3021	30-21	70	750	950	105°		●●●
5-3022	30-22	70	750	950	90°	☑	●●●
5-3023	30-23	70	750	950	90°		●●●
5-3030	30-30	110	900	1050	105°	☑	●●●
5-3031	30-31	110	900	1050	105°		●●●
5-3032	30-32	110	900	1050	90°	☑	●●●
5-3033	30-33	110	900	1050	90°		●●●
5-3040	30-40	170	1050	1250	105°	☑	●●●
5-3041	30-41	170	1050	1250	105°		●●●
5-3042	30-42	170	1050	1250	90°	☑	●●●
5-3043	30-43	170	1050	1250	90°		●●●



- \* Reliable, high performance, double action closer tested beyond 1 million open/close cycles
- \* Includes closer body, fixing packs, arm, channel and floor pivot assembly

**5-3021**  
**Door closer • Suit hinged commercial door**  
 Ryobi 30-21. Concealed overhead. 105°. Non hold open. 70kg.

**5-3022**  
**Door closer • Suit hinged commercial door**  
 Ryobi 30-22. Concealed overhead. 90°. Hold open. 70kg.

**5-3023**  
**Door closer • Suit hinged commercial door**  
 Ryobi 30-23. Concealed overhead. 90°. Non hold open. 70kg.

**5-3030**  
**Door closer • Suit hinged commercial door**  
 Ryobi 30-30. Concealed overhead. 105°. Hold open. 110kg.

**5-3031**  
**Door closer • Suit hinged commercial door**  
 Ryobi 30-31. Concealed overhead. 105°. Non hold open. 110kg.

**5-3032**  
**Door closer • Suit hinged commercial door**  
 Ryobi 30-32. Concealed overhead. 90°. Hold open. 110kg.

**5-3033**  
**Door closer • Suit hinged commercial door**  
 Ryobi 30-33. Concealed overhead. 90°. Non hold open. 110kg.

**5-3040**  
**Door closer • Suit hinged commercial door**  
 Ryobi 30-40. Concealed overhead. 105°. Hold open. 170kg.

**5-3041**  
**Door closer • Suit hinged commercial door**  
 Ryobi 30-41. Concealed overhead. 105°. Non hold open. 170kg.

**5-3042**  
**Door closer • Suit hinged commercial door**  
 Ryobi 30-42. Concealed overhead. 90°. Hold open. 170kg.



**5-3043**  
**Door closer • Suit hinged commercial door**  
 Ryobi 30-43. Concealed overhead. 90°. Non hold open. 170kg.

**5-3050**  
**Arm channel • Suit Ryobi 30 series**

**5-3051**  
**Adjustable side loading arm • Suit Ryobi 30 series**  
 Includes fixing pack.



**5-3052**  
**Fixing pack for side loading arm • Suit Ryobi 30 series**

**5-3056**  
**Floor pivot assembly • Suit Ryobi 30 series**



### 5-5603


**Fast fix hinges • Suit hinged commercial door**  
ST3 fast fix ball bearing hinges. Pair.  
100mm. 304 stainless steel.  
Suits aluminium frame to aluminium door.



### 5-5609

**Fast fix hinges • Suit hinged commercial door**  
ST9 fast fix ball bearing hinges. Pair.  
100mm. 304 stainless steel.  
Suits aluminium and some timber frames to  
aluminium and some timber doors.






**5-5610**

**Fast fix hinge**

**Suit hinged commercial door**

104S double fast fix ball bearing hinge. Small. 100mm. 304 stainless steel. Suits some retro fit installations where standard fast fix hinges have failed. Suits aluminium frame to aluminium door.




**5-5711NAT**

**Fast fix hinge**

**Suit hinged commercial door**

104M double fast fix hinge. Medium. 110mm. Aluminium. Clear anodised. Suits aluminium frame to aluminium and some timber doors.



**5-5713BLK**

**Fast fix hinge**

**Suit hinged commercial door**

104L double fast fix hinge. Large. 130mm. Aluminium. Black. Suits aluminium frame to aluminium and some timber doors.

**5-5713NAT**

Clear anodised.

**5-5713WHT**

White.



**5-6102BLK**

Flush bolt • Suit commercial door  
Ryobi. Metal rod with plastic tip. 266mm.  
Black.



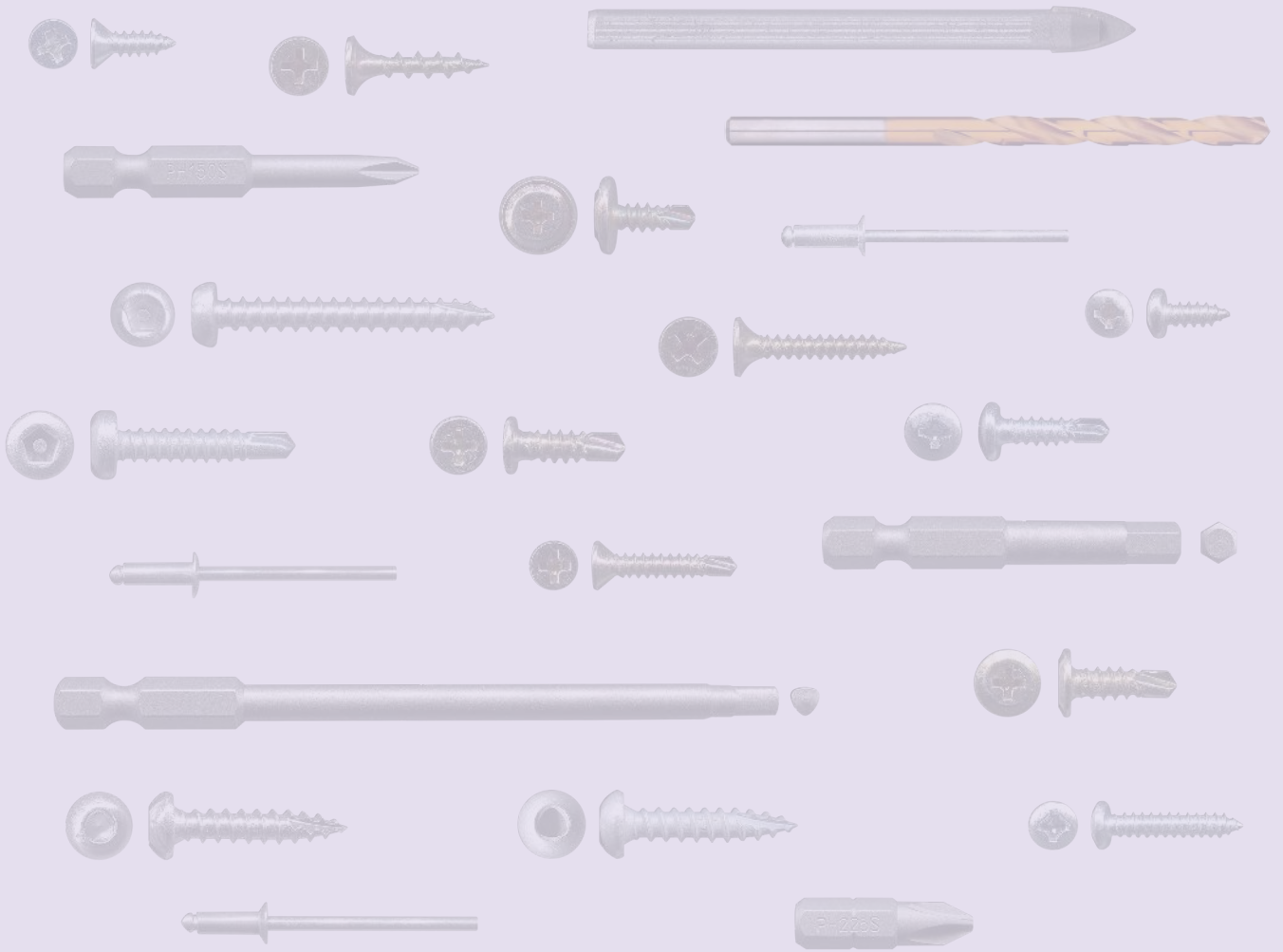
**5-6102SIL**

Flush bolt • Suit commercial door  
Ryobi. Metal rod with plastic tip. 266mm.  
Silver.




**5-6105**

Extension rod • Suit flush bolt  
Ryobi. Metal rod with plastic tip. 533mm.



**Rivets**  
**Screws**  
**Drill & Driver Bits**



**Symbol Guide**  
for this section

**NOT TO SCALE**  
Image displayed is not actual size

AS

Aluminium Head  
Steel Mandrel**AS32**

2.4mm x 6.0mm. Mill.

**AS33**

2.4mm x 8.2mm. Mill.

**AS41**

3.2mm x 5.1mm. Mill.

**AS42**

3.2mm x 6.7mm. Mill.

**AS42AGR**

3.2mm x 6.7mm. Anotec Grey.

**AS42BLK**

3.2mm x 6.7mm. Black.

**AS42CGR**

3.2mm x 6.7mm. Cottage Green.

**AS42DOC**

3.2mm x 6.7mm. Deep Ocean

**AS42DOS**

3.2mm x 6.7mm. Doeskin.

**AS42DUN**

3.2mm x 6.7mm. Dune.

**AS42IST**

3.2mm x 6.7mm. Iron Stone.

**AS42JAS**

3.2mm x 6.7mm. Jasper.

**AS42LBZ**

3.2mm x 6.7mm. Light Bronze.

**AS42MAG**

3.2mm x 6.7mm. Magnolia.

**AS42MON**

3.2mm x 6.7mm. Monument.

**AS42MRE**

3.2mm x 6.7mm. Manor Red.

**AS42PBK**

3.2mm x 6.7mm. Paper Bark.

**AS42PEU**

3.2mm x 6.7mm. Pale Eucalypt.

**AS42PRI**

3.2mm x 6.7mm. Primrose.

**AS42RBR**

3.2mm x 6.7mm. Ranch Brown.

**AS42SBE**

3.2mm x 6.7mm. Stone Beige.

**AS42SGR**

3.2mm x 6.7mm. Shale Grey.

**AS42SUR**

3.2mm x 6.7mm. Surf Mist.

**AS42ULS**

3.2mm x 6.7mm. Ultra Silver.

**AS42WGR**

3.2mm x 6.7mm. Woodland Grey.

**AS42WHB**

3.2mm x 6.7mm. White Birch.

**AS42WHT**

3.2mm x 6.7mm. White.

**AS43**

3.2mm x 8.2mm. Mill.

**AS43AGR**

3.2mm x 8.2mm. Anotec Grey.

**AS43BAR**

3.2mm x 8.2mm. Barley.

**AS43BLK**

3.2mm x 8.2mm. Black.

**AS43CGR**

3.2mm x 8.2mm. Cottage Green.

**AS43DOC**

3.2mm x 8.2mm. Deep Ocean.

**AS43DOS**

3.2mm x 8.2mm. Doeskin.

**AS43DUN**

3.2mm x 8.2mm. Dune.

**AS43IST**

3.2mm x 8.2mm. Ironstone.

**AS43JAS**

3.2mm x 8.2mm. Jasper.

**AS43LBZ**

3.2mm x 8.2mm. Light Bronze.

**AS43MAG**

3.2mm x 8.2mm. Magnolia.

**AS43MON**

3.2mm x 8.2mm. Monument.

**AS43MRE**

3.2mm x 8.2mm. Manor Red.

**AS43PBK**

3.2mm x 8.2mm. Paper Bark.

**AS43PEU**

3.2mm x 8.2mm. Pale Eucalypt.

**AS43POT**

3.2mm x 8.2mm. Pottery.

**AS43PRI**

3.2mm x 8.2mm. Primrose.

**AS43RBR**

3.2mm x 8.2mm. Ranch Brown.

**AS43SBE**

3.2mm x 8.2mm. Stone Beige.

**AS43SGR**

3.2mm x 8.2mm. Shale Grey.

**AS43SUR**

3.2mm x 8.2mm. Surf Mist.

**AS43ULS**

3.2mm x 8.2mm. Ultra Silver.

**AS43WGR**

3.2mm x 8.2mm. Woodland Grey.

**AS43WHB**

3.2mm x 8.2mm. White Birch.

**AS43WHT**

3.2mm x 8.2mm. White.

**AS44**

3.2mm x 9.9mm. Mill.

**AS44AGR**

3.2mm x 9.9mm. Anotec Grey.

**AS44BAR**

3.2mm x 9.9mm. Barley.

**AS44BLK**

3.2mm x 9.9mm. Black.

**AS44CGR**

3.2mm x 9.9mm. Cottage Green.

**AS44DOC**

3.2mm x 9.9mm. Deep Ocean.

**AS44DOS**

3.2mm x 9.9mm. Doeskin.

**AS44DUN**

3.2mm x 9.9mm. Dune.

**AS44LBZ**

3.2mm x 9.9mm. Light Bronze.

**AS44MAG**

3.2mm x 9.9mm. Magnolia.

**AS44MON**

3.2mm x 9.9mm. Monument.

**AS44MRE**

3.2mm x 9.9mm. Manor Red.

**AS44PBK**

3.2mm x 9.9mm. Paper Bark.

**AS44PEU**

3.2mm x 9.9mm. Pale Eucalypt.

**AS44POT**

3.2mm x 9.9mm. Pottery.

**AS44PRI**

3.2mm x 9.9mm. Primrose.

**AS44RBR**

3.2mm x 9.9mm. Ranch Brown.

**AS44SBE**

3.2mm x 9.9mm. Stone Beige.

**AS44SGR**

3.2mm x 9.9mm. Shale Grey.

**AS44SUR**

3.2mm x 9.9mm. Surf Mist.

**AS44ULS**

3.2mm x 9.9mm. Ultra Silver.

**AS44WGR**

3.2mm x 9.9mm. Woodland Grey.

**AS44WHB**

3.2mm x 9.9mm. White Birch.

**AS44WHT**

3.2mm x 9.9mm. White.

**AS45**

3.2mm x 11.4mm. Mill.

**AS46**

3.2mm x 13.0mm. Mill.

**AS46BLK**

3.2mm x 13.0mm. Black.

**AS46DUN**

3.2mm x 13.0mm. Dune.

**AS46LBZ**

3.2mm x 13.0mm. Light Bronze.

**AS46MON**

3.2mm x 13.0mm. Monument.

**AS46PBK**

3.2mm x 13.0mm. Paper Bark.

**AS46POT**

3.2mm x 13.0mm. Pottery.

**AS46PRI**

3.2mm x 13.0mm. Primrose.

**AS46RBR**

3.2mm x 13.0mm. Ranch Brown.

**AS46SUR**

3.2mm x 13.0mm. Surf Mist.

**AS46WGR**

3.2mm x 13.0mm. Woodland Grey.

**AS46WHB**

3.2mm x 13.0mm. White Birch.

**AS46WHT**

3.2mm x 13.0mm. White.

**AS48**

3.2mm x 16.2mm. Mill.

**AS49**

3.2mm x 18.0mm. Mill.

**AS410**

3.2mm x 19.4mm. Mill.

**AS410AGR**

3.2mm x 19.4mm. Anotec Grey.

**AS410BLK**

3.2mm x 19.4mm. Black.

**AS410DOS**

3.2mm x 19.4mm. Doeskin.

**AS410LBZ**

3.2mm x 19.4mm. Light Bronze.

**AS410MAG**

3.2mm x 19.4mm. Magnolia.

**AS410PRI**

3.2mm x 19.4mm. Primrose.

**AS410WHB**

3.2mm x 19.4mm. White Birch.

**AS410WHT**

3.2mm x 19.4mm. White.

**AS412**

3.2mm x 22.2mm. Mill.

**AS52**

4.0mm x 7.3mm. Mill.

**AS53**

4.0mm x 8.9mm. Mill.

**AS54**

4.0mm x 10.5mm. Mill.

**AS54BLK**

4.0mm x 10.5mm. Black.

**AS54LBZ**

4.0mm x 10.5mm. Light Bronze.

**AS54MON**

4.0mm x 10.5mm. Monument.

**AS54PBK**

4.0mm x 10.5mm. Paper Bark.

**AS54PRI**

4.0mm x 10.5mm. Primrose.

**AS54SGR**

4.0mm x 10.5mm. Shale Grey.

**AS54SUR**

4.0mm x 10.5mm. Surf Mist.

**AS54WGR**

4.0mm x 10.5mm. Woodland Grey.

**AS54WHT**

4.0mm x 10.5mm. White.

**AS55**

4.0mm x 12.0mm. Mill.

**AS56**

4.0mm x 13.6mm. Mill.

**AS56BLK**

4.0mm x 13.6mm. Black.

**AS58**

4.0mm x 16.8mm. Mill.

**AS62**

4.8mm x 8.0mm. Mill.

**AS63**

4.8mm x 9.5mm. Mill.

**AS64**

4.8mm x 11.1mm. Mill.

**AS65**

4.8mm x 12.7mm. Mill.

**AS66**

4.8mm x 14.3mm. Mill.

**AS610**

4.8mm x 20.7mm. Mill.

**ASCSK**

Aluminium Head  
Steel Mandrel  
COUNTER SUNK



**AS43CSK**

3.2mm x 8.2mm. Mill.

**AS44CSK**

3.2mm x 9.9mm. Mill.

**AS46CSK**

3.2mm x 13.0mm. Mill.

**AS53CSK**

4.0mm x 8.3mm. Mill.

**AS54CSK**

4.0mm x 10.5mm. Mill.

**AS56CSK**

4.0mm x 13.6mm. Mill.

**AS64CSK**

4.8mm x 11.1mm. Mill.

**AS65CSK**

4.8mm x 12.7mm. Mill.

**AS66CSK**

4.8mm x 14.3mm. Mill.

**STST**

Stainless Steel Head  
S. Steel Mandrel



**STST42**

3.2mm x 6.7mm. Mill.

**STST43**

3.2mm x 8.2mm. Mill.

**STST44**

3.2mm x 9.9mm. Mill.

**STST54**

4.0mm x 10.5mm. Mill.

**STST56**

4.0mm x 13.6mm. Mill.

**STST64**

4.8mm x 11.1mm. Mill.

**STST66**

4.8mm x 14.3mm. Mill.

**STSTCSK**

Stainless Steel Head  
S. Steel Mandrel  
COUNTER SUNK



**STST44CSK**

3.2mm x 9.9mm. Mill.

**STST53CSK**

4.0mm x 8.9mm. Mill.

**STST54CSK**

4.0mm x 10.5mm. Mill.

**STST64CSK**

4.8mm x 11.1mm. Mill.

**STST66CSK**

4.8mm x 14.3mm. Mill.

## MS

Monel Head  
Steel Mandrel



### MS42

3.2mm x 6.7mm. Mill.

### MS44

3.2mm x 9.9mm. Mill.

## MSCSK

Monel Head  
Steel Mandrel  
COUNTER SUNK



### MS54CSK

4.0mm x 10.5mm. Mill.



### 7-6520

#### Rivet gun • Handheld PRO

Carbon steel forged housing and handle with powder coated surface. Heat treated jaw and jaw case. Rivet setting capacity: Up to 4.0mm (5/32") for all materials and 4.8mm (3/16") for aluminium.



Bugle Batten Screws.  
Hex Drive. Type 17.  
Yellow Zinc.



**HBB-1450YZ**

14-10 x 50mm

**HBB-1465YZ**

14-10 x 65mm

**HBB-1475YZ**

14-10 x 75mm

**HBB-4100YZ**

14-10 x 100mm

Bugle Batten Screws.  
Hex Drive. Type 17. Class 3.



**HBB-1450C3**

14-10 x 50mm

**HBB-1465C3**

14-10 x 65mm

**HBB-1475C3**

14-10 x 75mm

**HBB-4100C3**

14-10 x 100mm

**HBB-4125C3**

14-10 x 125mm

**HBB-4150C3**

14-10 x 150mm

**HBB-4200C3**

14-10 x 200mm

Chipboard Screws.  
CSK Head. With Nibs.  
Phillips Drive. Yellow Zinc.



**PCB-0820YZ**

8G x 3/4"

**PCB-0825YZ**

8G x 1"

**PCB-0828YZ**

8G x 1 1/8"

**PCB-0832YZ**

8G x 1 1/4"

**PCB-0835YZ**

8G x 1 3/8"

**PCB-0838YZ**

8G x 1 1/2"

**PCB-0850YZ**

8G x 2"

**PCB-0865YZ**

8G x 2 1/2"

Bugle Drywall Screws.  
Phillips Drive. Coarse Thread.  
Yellow Zinc.



**PBC-0620YZ**

6G x 3/4"

**PBC-0625YZ**

6G x 1"

**PBC-0628YZ**

6G x 1 1/8"

**PBC-0632YZ**

6G x 1 1/4"

**PBC-0640YZ**

6G x 1 5/8"

**PBC-0645YZ**

6G x 1 3/4"

**PBC-0650YZ**

6G x 2"

**PBC-0825YZ**

8G x 1"

**PBC-0830YZ**

8G x 1 3/16"

**PBC-0840YZ**

8G x 1 5/8"

**PBC-0845YZ**

8G x 1 3/4"

**PBC-0850YZ**

8G x 2"

**PBC-0860YZ**

8G x 2 3/8"

**PBC-0865YZ**

8G x 2 1/2"

**PBC-0875YZ**

8G x 3"

**PBC-1035YZ**

10G x 35mm

**PBC-1100YZ**

10G x 100mm

Bugle Drywall Screws.  
Phillips Drive. Fine Thread.  
Yellow Zinc.



**PBF-0620YZ**

6G x 3/4"

**PBF-0625YZ**

6G x 1"

**PBF-0628YZ**

6G x 1 1/8"

**PBF-0632YZ**

6G x 1 1/4"

**PBF-0635YZ**

6G x 1 3/8"

**PBF-0640YZ**

6G x 1 5/8"

**PBF-0645YZ**

6G x 1 3/4"

**PBF-0650YZ**

6G x 2"

**PBF-0720YZ**

7G x 3/4"

**PBF-0725YZ**

7G x 1"

**PBF-0730YZ**

7G x 1 3/16"

**PBF-0740YZ**

7G x 1 5/8"

**PBF-0745YZ**

7G x 1 3/4"

**PBF-0750YZ**

7G x 2"

**PBF-0825YZ**

8G x 1"

**PBF-0850YZ**

8G x 2"

**PBF-0860YZ**

8G x 2 3/8"

**PBF-0865YZ**

8G x 2 1/2"

**PBF-0875YZ**

8G x 3"

Self Tapping Screws.  
CSK Head. Phillips Drive.  
AB Thread. Zinc Plated.



**PTC-0410ZP**

4G x 3/8"

**PTC-0412ZP**

4G x 1/2"

**PTC-0416ZP**

4G x 5/8"

**PTC-0420ZP**

4G x 3/4"

**PTC-0425ZP**

4G x 1"

**PTC-0512ZP**

5G x 1/2"

**PTC-0516ZP**

5G x 5/8"

**PTC-0520ZP**

5G x 3/4"

**PTC-0610ZP**

6G x 3/8"

**PTC-0612ZP**

6G x 1/2"

**PTC-0616ZP**

6G x 5/8"

**PTC-0620ZP**

6G x 3/4"

**PTC-0625ZP**

6G x 1"

**PTC-0630ZP**

6G x 1 1/4"

**PTC-0640ZP**

6G x 1 1/2"

**PTC-0650ZP**

6G x 2"

**PTC-0810ZP**

8G x 3/8"

**PTC-0812ZP**

8G x 1/2"

**PTC-0816ZP**

8G x 5/8"

**PTC-0820ZP**

8G x 3/4"

**PTC-0825ZP**

8G x 1"

**PTC-0830ZP**

8G x 1 1/4"

**PTC-0840ZP**

8G x 1 1/2"

**PTC-0845ZP**

8G x 1 3/4"

**PTC-0850ZP**

8G x 2"

**PTC-1010ZP**

10G x 3/8"

**PTC-1012ZP**

10G x 1/2"

**PTC-1016ZP**

10G 5/8"

**PTC-1020ZP**

10G x 3/4"

**PTC-1025ZP**

10G x 1"

**PTC-1030ZP**

10G x 1 1/4"

**PTC-1040ZP**

10G x 1 1/2"

**PTC-1045ZP**

10G x 1 3/4"

**PTC-1050ZP**

10G x 2"

**PTC-1060ZP**

10G x 2 1/2"

**PTC-1075ZP**

10G x 3"

**PTC-1212ZP**

12G x 1/2"

**PTC-1216ZP**

12G x 5/8"

**PTC-1220ZP**

12G x 3/4"

**PTC-1225ZP**

12G x 1"

**PTC-1230ZP**

12G x 1 1/4"

**PTC-1240ZP**

12G x 1 1/2"

**PTC-1250ZP**

12G x 2"

**PTC-1260ZP**

12G x 2 1/2"

**PTC-1275ZP**

12G x 3"

**PTC-1425ZP**

14G x 1"

**PTC-1430ZP**

14G x 1 1/4"

**PTC-1440ZP**

14G x 1 1/2"

**PTC-1450ZP**

14G x 2"

Self Tapping Screws.  
CSK Head. Phillips Drive.  
AB Thread. Stainless Steel.

**PTC-0610SS**

6G x 3/8"

**PTC-0612SS**

6G x 1/2"

**PTC-0616SS**

6G x 5/8"

**PTC-0620SS**

6G x 3/4"

**PTC-0625SS**

6G x 1"

**PTC-0630SS**

6G x 1 1/4"

**PTC-0640SS**

6G x 1 1/2"

**PTC-0650SS**

6G x 2"

**PTC-0810SS**

8G x 3/8"

**PTC-0812SS**

8G x 1/2"

**PTC-0816SS**

8G x 5/8"

**PTC-0820SS**

8G x 3/4"

**PTC-0825SS**

8G x 1"

**PTC-0830SS**

8G x 1 1/4"

**PTC-0840SS**

8G x 1 1/2"

**PTC-0845SS**

8G x 1 3/4"

**PTC-0850SS**

8G x 2"

**PTC-1012SS**

10G x 1/2"

**PTC-1016SS**

10G x 5/8"

**PTC-1020SS**

10G x 3/4"

**PTC-1025SS**

10G x 1"

**PTC-1030SS**

10G x 1 1/4"

**PTC-1040SS**

10G x 1 1/2"

Self Tapping Screws.  
CSK Head. Phillips Drive.  
Undercut. Zinc Plated.

**PTU-0812ZP**

8G x 1/2"

**PTU-0820ZP**

8G x 3/4"

**PTU-1012ZP**

10G x 1/2"

**PTU-1020ZP**

10G x 3/4"

**PTU-10(08)20ZP**

10G (8G Head) x 3/4"

Self Tapping Screws.  
CSK Head. Phillips Drive.  
Undercut. Stainless Steel.

**PTU-0810SS**

8G x 3/8"

**PTU-0812SS**

8G x 1/2"

**PTU-0820SS**

8G x 3/4"

**PTU-1010SS**

10G x 3/8"

**PTU-1012SS**

10G x 1/2"

**PTU-1020SS**

10G x 3/4"

**PTU-1025SS**

10G x 1"

**PTU-1225SS**

12G x 1"

**PTU-1230SS**

12G x 1 1/4"

Self Tapping Screws.  
CSK Head. Square Drive.  
Undercut. Stainless Steel.



**STU-1020SS**

10G x 3/4"

Self Drilling Screws.  
CSK Head. Phillips Drive.  
Yellow Zinc.



**PDC-0616YZ**

6-20 x 16mm

**PDC-0620YZ**

6-20 x 20mm

**PDC-0630YZ**

6-20 x 30mm

**PDC-0640YZ**

6-20 x 40mm

**PDC-0650YZ**

6-20 x 50mm

**PDC-0820YZ**

8-18 x 20mm

**PDC-0825YZ**

8-18 x 25mm

**PDC-0830YZ**

8-18 x 30mm

**PDC-1025YZ**

10-24 x 25mm

**PDC-1030YZ**

10-24 x 30mm

**PDC-1040YZ**

10-24 x 40mm

**PDC-1050YZ**

10-24 x 50mm

**PDC-1065YZ**

10-24 x 65mm

Self Drilling Screws.  
Flat Top. Phillips Drive.  
Yellow Zinc.



**PFT-1016YZ**

10-16 x 16mm

Self Drilling Screws.  
Wafer Head. Phillips Drive.  
Yellow Zinc.



**PDW-0812YZ**

8-18 x 12mm

**PDW-1016YZ**

10-16 x 16mm

**PDW-1022YZ**

10-16 x 22mm

**PDW-1030YZ**

10-16 x 30mm

Self Drilling Screws.  
Wafer Head. Square Drive.  
Stainless Steel.



**SDW-1016SS**

10-16 x 16mm

**SDW-1022SS**

10-16 x 22mm

**SDW-1030SS**

10-16 x 30mm

**SDW-1040SS**

10-16 x 40mm

Self Drilling Screws.  
Button Head. Phillips Drive.  
Yellow Zinc.



**PDB-0812YZ**

8-18 x 12mm

**PDB-0816YZ**

8-18 x 16mm

**PDB-0820YZ**

8-18 x 20mm

**PDB-0825YZ**

8-18 x 25mm

**PDB-0832YZ**

8-18 x 32mm

**PDB-1016YZ**

10-16 x 16mm

Self Drilling Screws.  
Pan Head. Phillips Drive.  
Zinc Plated.



**PDP-0610ZP**

6-20 x 10mm

**PDP-0612ZP**

6-20 x 12mm

**PDP-0616ZP**

6-20 x 16mm

**PDP-0812ZP**

8-18 x 12mm

**PDP-0816ZP**

8-18 x 16mm

**PDP-0822ZP**

8-18 x 22mm

**PDP-0825ZP**

8-18 x 25mm

Needle Point Screws.  
Button Head. Phillips Drive.  
Yellow Zinc.



**PNB-0812YZ**

8-15 x 12mm

**PNB-0815YZ**

8-15 x 15mm

**PNB-0820YZ**

8-15 x 20mm

**PNB-0825YZ**

8-15 x 25mm

**PNB-0830YZ**

8-15 x 30mm

**PNB-0840YZ**

8-15 x 40mm

**PNB-0850YZ**

8-15 x 50mm

**PNB-0865YZ**

8-15 x 65mm

Self Tapping Screws.  
Pan Head. Phillips Drive.  
AB Thread. Zinc Plated.

**PTP-0406ZP**

4G x 1/4"

**PTP-0410ZP**

4G x 3/8"

**PTP-0412ZP**

4G x 1/2"

**PTP-0416ZP**

4G x 5/8"

**PTP-0420ZP**

4G x 3/4"

**PTP-0425ZP**

4G x 1"

**PTP-0430ZP**

4G x 1 1/4"

**PTP-0440ZP**

4G x 1 1/2"

**PTP-0512ZP**

5G x 1/2"

**PTP-0516ZP**

5G x 5/8"

**PTP-0530ZP**

5G x 1 1/4"

**PTP-0540ZP**

5G x 1 1/2"

**PTP-0606ZP**

6G x 1/4"

**PTP-0610ZP**

6G x 3/8"

**PTP-0612ZP**

6G x 1/2"

**PTP-0616ZP**

6G 5/8"

**PTP-0620ZP**

6G x 3/4"

**PTP-0625ZP**

6G x 1"

**PTP-0630ZP**

6G x 1 1/4"

**PTP-0640ZP**

6G x 1 1/2"

**PTP-0650ZP**

6G x 2"

**PTP-0660ZP**

6G x 2 1/2"

**PTP-0675ZP**

6G x 3"

**PTP-0810ZP**

8G x 3/8"

**PTP-0812ZP**

8G x 1/2"

**PTP-0816ZP**

8G x 5/8"

**PTP-0820ZP**

8G x 3/4"

**PTP-0825ZP**

8G x 1"

**PTP-0830ZP**

8G x 1 1/4"

**PTP-0840ZP**

8G x 1 1/2"

**PTP-0845ZP**

8G x 1 3/4"

**PTP-0850ZP**

8G x 2"

**PTP-1010ZP**

10G x 3/8"

**PTP-1012ZP**

10G x 1/2"

**PTP-1016ZP**

10G x 5/8"

**PTP-1020ZP**

10G x 3/4"

**PTP-1025ZP**

10G x 1"

**PTP-1030ZP**

10G x 1 1/4"

**PTP-1040ZP**

10G x 1 1/2"

**PTP-1045ZP**

10G x 1 3/4"

**PTP-1050ZP**

10G x 2"

**PTP-1212ZP**

12G x 1/2"

**PTP-1216ZP**

12G x 5/8"

**PTP-1220ZP**

12G x 3/4"

**PTP-1225ZP**

12G x 1"

**PTP-1230ZP**

12G x 1 1/4"

**PTP-1240ZP**

12G x 1 1/2"

**PTP-1250ZP**

12G x 2"

**PTP-1425ZP**

14G x 1"

**PTP-1430ZP**

14G x 1 1/4"

**PTP-1440ZP**

14G x 1 1/2"

**PTP-1445ZP**

14G x 1 3/4"

**PTP-1450ZP**

14G x 2"

Self Tapping Screws.

Pan Head. Phillips Drive.

AB Thread. Stainless Steel.

**PTP-0610SS**

6G x 3/8"

**PTP-0612SS**

6G x 1/2"

**PTP-0616SS**

6G x 5/8"

**PTP-0620SS**

6G x 3/4"

**PTP-0625SS**

6G x 1"

**PTP-0630SS**

6G x 1 1/4"

**PTP-0640SS**

6G x 1 1/2"

**PTP-0645SS**

6G x 1 3/4"

**PTP-0650SS**

6G x 2"

**PTP-0810SS**

8G x 3/8"

**PTP-0812SS**

8G x 1/2"

**PTP-0816SS**

8G x 5/8"

**PTP-0820SS**

8G x 3/4"

**PTP-0825SS**

8G x 1"

**PTP-0830SS**

8G x 1 1/4"

**PTP-0840SS**

8G x 1 1/2"

**PTP-0845SS**

8G x 1 3/4"

**PTP-0850SS**

8G x 2"

**PTP-1012SS**

10G x 1/2"

**PTP-1016SS**

10G x 5/8"

**PTP-1020SS**

10G x 3/4"

**PTP-1025SS**

10G x 1"

**PTP-1030SS**

10G x 1 1/4"

**PTP-1040SS**

10G x 1 1/2"

**PTP-1045SS**

10G x 1 3/4"

**PTP-1050SS**

10G x 2"

Self Tapping Screws.  
Pan Head. Square Drive.  
AB Thread. Zinc Plated.



**STP-0612ZP**

6G x 1/2"

**STP-0616ZP**

6G x 5/8"

**STP-0620ZP**

6G x 3/4"

**STP-0625ZP**

6G x 1"

**STP-0630ZP**

6G x 1 1/4"

**STP-0640ZP**

6G x 1 1/2"

**STP-0812ZP**

8G x 1/2"

**STP-0816ZP**

8G x 5/8"

**STP-0820ZP**

8G x 3/4"

**STP-0825ZP**

8G x 1"

**STP-0830ZP**

8G x 1 1/4"

**STP-0840ZP**

8G x 1 1/2"

**STP-1012ZP**

10G x 1/2"

**STP-1016ZP**

10G x 5/8"

**STP-1020ZP**

10G x 3/4"

**STP-1025ZP**

10G x 1"

**STP-1030ZP**

10G x 1 1/4"

**STP-1040ZP**

10G x 1 1/2"

**STP-1050ZP**

10G x 2"

Self Tapping Screws.  
Pan Head. Square Drive.  
AB Thread. Stainless Steel.



**STP-0620SS**

6G x 3/4"

**STP-0812SS**

8G x 1/2"

**STP-0825SS**

8G x 1"

Prolok Trilobe Screws.  
Button Head. Type 17.  
Galvanised.



**TDB-1019GL**

10G x 3/4"

**TDB-1025GL**

10G x 1"

**TDB-1032GL**

10G x 1 1/4"

**TDB-1038GL**

10G x 1 1/2"

Prolok Trilobe Screws.  
Button Head. Type 17.  
Yellow Zinc.



**TDB-1019YZ**

10G x 3/4"

**TDB-1025YZ**

10G x 1"

**TDB-1032YZ**

10G x 1 1/4"

**TDB-1038YZ**

10G x 1 1/2"

Prolok Trilobe Screws.  
Button Head. Type 17.  
Stainless Steel.



**TDB-1032SS**

10G x 1 1/4"

**TDB-1038SS**

10G x 1 1/2"

Pentaforce™ Type 17 Screws.  
Pan Head. Penta Drive.  
With Post. Galvanised.



**FDPT-1019GL**

10-12 x 19mm

**FDPT-1025GL**

10-12 x 25mm

**FDPT-1040GL**

10-12 x 40mm

**FDPT-1232GL**

12-14 x 32mm

**FDPT-1250GL**

12-14 x 50mm

Pentaforce™ Self Drilling Screws.  
Pan Head. Penta Drive.  
With Post. Galvanised.



**FDPM-0812GL**

8-18 x 12mm

**FDPM-0819GL**

8-18 x 19mm

**FDPM-0825GL**

8-18 x 25mm

**FDPM-1016GL**

10-16 x 16mm

**FDPM-1025GL**

10-16 x 25mm

**FDPM-1040GL**

10-16 x 40mm

**FDPM-1225GL**

12-14 x 25mm

**FDPM-1240GL**

12-14 x 40mm

**FDPM-1250GL**

12-14 x 50mm

**FDPM-1263GL**

12-14 x 63mm

**FDPM-1425GL**

14-10 x 25mm

**FDPM-1450GL**

14-10 x 50mm

**FDPM-1463GL**

14-10 x 63mm



**6-1088BLK**

8/8 Snap cap

Black

**6-1088PRI**

Primrose

**6-1088SBE**

Stone Beige

**6-1088WHB**

White Birch

**6-1088WHT**

White



**6-1088CSK**

8/8 Washer • Suit snap cap

Countersunk

Jobber Drill Bits



**6-9LI116**  
Drill bit • Jobber  
1/16" (4/64) x 48mm

**6-9LI564**  
5/64" (5/64) x 50mm

**6-9LI332**  
3/32" (6/64) x 54 mm

**6-9LI764**  
7/64" (7/64) x 67mm

**6-9LI18**  
1/8" (8/64) x 70mm

**6-9LI964**  
9/64" (9/64) x 111mm

**6-9LI532**  
5/32" (10/64) x 79mm

**6-9LI1164**  
11/64" (11/64) x 82mm

**6-9LI316**  
3/16" (12/64) x 89mm

**6-9LI1564**  
15/64" (15/64) x 98mm

**6-9LI14**  
1/4" (16/64) x 101mm

**6-9LI1764**  
17/64" (17/64) x 104mm

**6-9LI2364**  
23/64" (23/64) x 104mm

**6-9LI1332**  
13/32" (26/64) x 133mm

**6-9LI2764**  
27/64" (27/64) x 133mm

**6-9LI716**  
7/16" (28/64) x 140mm



**6-9LM030**  
Drill bit • Jobber  
3.0mm x 61mm

**6-9LM033**  
3.3mm x 61mm

**6-9LM040**  
4.0mm x 75mm

**6-9LM050**  
5.0mm x 86mm

**6-9LM060**  
6.0mm x 93mm

**6-9LM070**  
7.0mm x 102mm

**6-9LM075**  
7.5mm x 117mm

**6-9LM080**  
8.0mm x 117mm

**6-9LM100**  
10.0mm x 133mm

**6-9LM110**  
11.0mm x 142mm



Rivet Drill Bits

- \* No. 30 rivet drill bits suit 3.2mm or 4- sized rivets.
- \* No. 20 rivet drill bits suit 4.0mm or 5- sized rivets.
- \* No. 11 rivet drill bits suit 4.8mm or 6- sized rivets.



**6-9S20**  
Drill bit • Stub single ended  
No. 20 x 54mm.

**6-9S30**  
No. 30 x 51mm.



**6-9D11**  
Drill bit • Double ended  
Panel. No. 11 x 51mm.

**6-9D20**  
Panel. No. 20 x 51mm.

**6-9D30**  
Panel. No. 30 x 51mm.



**6-9L20**  
Drill bit • Jobber  
No. 20 x 80 mm.

**6-9L30**  
No. 30 x 70mm.

Step Drill Bits



**6-9STM420**  
Drill bit • Stepped  
4-20mm

Long Series Drill Bits

**6-9ELI764**  
Drill bit • Long series  
7/64" (7/64) x 118mm

**6-9ELI18**  
1/8" (8/64) x 131mm

**6-9ELI964**  
9/64" (9/64) x 137mm

**6-9ELI532**  
5/32" (10/64) x 137mm

**6-9ELI316**  
3/16" (12/64) x 146mm

Masonry Drill Bits



**6-MA030065**

Drill bit • Masonry  
3.0mm x 65mm

**6-MA040075**

4.0mm x 75mm

**6-MA050085**

5.0mm x 85mm

**6-MA050150**

5.0mm x 150mm

**6-MA055085**

5.5mm x 85mm

**6-MA060100**

6.0mm x 100mm

**6-MA065100**

6.5mm x 100mm

**6-MA080120**

8.0mm x 120mm

Diamond Core Drill Bits



**6-GTDT050**

Drill bit • Diamond core with reservoir  
5.0mm

**6-GTDT060**

6.0mm

**6-GTDT065**

6.5mm

**6-GTDT080**

8.0mm

Spade Glass & Tile Drill Bits



**6-GT03065**

Drill bit • Suit glass & tile  
3.0mm x 65mm

**6-GT04065**

4.0mm x 65mm

**6-GT05065**

5.0mm x 65mm

**6-GT06065**

6.0mm x 65mm

**6-GT06565**

6.5mm x 65mm

**6-GT08070**

8.0mm x 70mm

**6-GT10080**

10.0mm x 80mm

**6-GT12080**

12.0mm x 80mm

Power Bits



**6-HX5-50**

Power bit • Hex  
H5 x 50mm

**6-HX5-150**

H5 x 150mm



**6-HD0-50**

Power bit • Pentaforce™  
HD0 x 50mm

**6-HD2-50**

HD2 x 50mm

**6-HD1-50**

HD1 x 50mm

**6-HD3-50**

HD3 x 50mm

**6-HD1-150**

HD1 x 150mm



**6-SQ1-50**

Power bit • Square drive  
SQ1 x 50mm

**6-SQ2-75**

SQ2 x 75mm

**6-SQ1-75**

SQ1 x 75mm

**6-SQ2-100**

SQ2 x 100mm



**6-PH1-50S**

Driver bit • Phillips  
PH1 x 50mm



**6-PH2-25S**

Driver bit • Phillips  
PH2 x 25mm

**6-PH2-100S**

PH2 x 100mm

**6-PH2-45D**

PH2 x 45mm. Double ended.

**6-PH2-150S**

PH2 x 150mm

**6-PH2-50S**

PH2 x 50mm

**6-PH2-200S**

PH2 x 200mm

**6-PH2-75S**

PH2 x 75mm



**6-PH2-50T**

Power bit • MAXdrive  
PH2 x 50mm. Torsion.

**6-PH2-150T**

PH2 x 150mm. Torsion.



**6-TL2-25**

Driver bit • Trilobe  
Prolok. No 2. TH2 x 25mm.



**6-TXSE2525**

Driver bit • Torx  
Tamp proof. 1/4" x 25mm.



**6-TL2-100**

Power bit • Trilobe  
Prolok. No 2. TH2 x 100mm.



**6-SM25PB**  
 Drill bit set • Metric  
 25 piece. 1.0mm to 13.0mm.

NOT TO SCALE




**6-CSCH-SET3**  
 Drill set • Cross hole counter sunk set  
 10, 14 and 21.5mm.

NOT TO SCALE



**6-TS08-SET8**  
 Drill bit set • Metric spade  
 Turbo bore. 10, 12, 16, 20, 22, 25 and 32mm.  
 With extension bar.


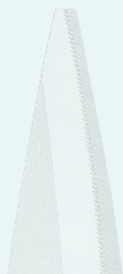

NOT TO SCALE



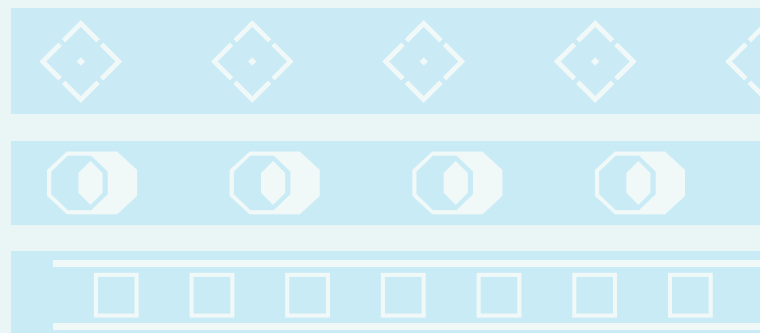
**6-RBT33**  
 Power bit set  
 Bit Boy. 33 piece.

NOT TO SCALE





**Glass Motifs**  
**Cutters, Knives & Blades**  
**Hand Tools & Accessories**



**7-4000**  
 Motif • Suit glass  
 Frosted Visionstrip.  
 75mm x 50m roll.




**7-4004**  
 Trend 'Bars'. 590mm.



**7-4005**  
 Trend 'T'. 540mm.



**7-4006**  
 Trend 'T Shadow'. 535mm.



**7-4008**  
 Bradnams. 625mm.



**7-4010**  
 Stegbar. 575mm.



**7-4012**  
 Comalco 'Rectangle'. 565mm.



**7-4013**  
 Comalco 'Square'. 480mm.



**7-4015**  
 Vantage. 500mm.



**7-4016**  
 Crane Triangle. 645mm.



**7-4020**  
A&L. 607mm.



**7-4021**  
Diamonds. 545mm.



**7-4022**  
Versalite. 567mm.



**7-4024**  
Viridian. 560mm.



**7-4025**  
Boral. 570mm.



**7-4026**  
Dowell. 595mm.



**7-4028**  
O'Brien. 585mm.



**7-4030**  
GJames 'GJ Repeat'. 555mm.



**7-4031**  
GJames 'Brackets'. 600mm.



**7-4032**  
Breezeview 'Wave'. 470mm.



**7-6100**  
Cutter • Box  
9mm. Econo. Polybag. Orange plastic.



**7-6102**  
Cutter • Box  
18mm. Packaging Pro. Polybag. Yellow.



**7-6104**  
Cutter • Box  
18mm. Screeny Pro. With screw lock. Carded. Yellow.



**7-6105**  
Cutter • Box  
18mm. Zebra Pro. With autolock. Carded. Red Metal.



**7-6106**  
Blades replacement  
Suit box cutter  
18mm. Snap off.  
Dispenser of 10.



**7-6125**  
Blades replacement  
Suit heavy duty box cutter  
25mm. Snap off. Dispenser of 10.



**7-6111**  
Blades replacement • Suit scraper  
Single edged razor. Pack of 10.



**7-6110**  
Blades replacement • Suit scraper  
Single edged razor. Pack of 100.

**7-6109****Knife • Retractable**18mm. Auto-loading. With rubber grip.  
No longer available, use 7-6115.**7-6112****Knife • Retractable**

18mm. Traditional. Carded. Yellow.

**7-6114****Knife • Retractable**

18mm. Ultra-grip PRO. 3 blades. Carded. Yellow.

**7-6115****Knife • Retractable**

18mm. Sterling Stealth auto-loading. Sliding pocket.



**7-6116**  
Blades replacement • Suit knife  
18mm. Standard duty. Dispenser of 10.  
Suit retractable knife.



**7-6108**  
Blades replacement • Suit knife  
18mm. Heavy duty. Dispenser of 10.  
Suit retractable knife.



**7-6107**  
Blades replacement • Suit knife  
18mm. Heavy duty. Dispenser of 100.  
Suit retractable knife.



**7-6204**  
Snips • Industrial  
185mm. Black Panther.



**7-6205**  
Snips • Industrial  
200mm. Black Panther long cut.



**7-6206**  
Snips • Industrial  
185mm. High tensile.





**7-6520**

**Rivet gun • Handheld PRO**

Carbon steel forged housing and handle with powder coated surface. Heat treated jaw and jaw case. Rivet setting capacity: Up to 4.0mm (5/32") for all materials and 4.8mm (3/16") for aluminium.



**7-6202**

**Shears • Industrial**

Universal shears with orange handle.



**7-6005**  
 Measuring tape • V-Force PRO  
 8m x 25mm. Metric. Hi-vis yellow.



**7-6008**  
 Measuring tape • Ultimax PRO  
 8m x 25mm. Metric. Rubber grip.



**7-5038**  
 Scraper • 38mm  
 Plastic.  
**7-5050**  
 50mm  
**7-5075**  
 75mm  
**7-5100**  
 100mm  
**7-5150**  
 150mm



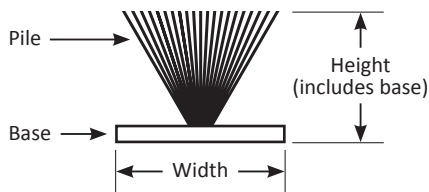
**7-6015**  
 Measuring ruler • Double-sided  
 150mm/6 inch. Stainless steel.



**Weather & Bug Strips, & Shower Screen Seals  
Setting Blocks, Seals & Wedges  
Glazing & Conversion Channels**



## WEATHER STRIPS



\* UV treated siliconized yarn \* Standard density

### 8-4840BLK

Weather strip • Suit sliding doors & windows  
4.8mm W x 4.0mm H x 500m roll. Black.

### 8-4842BLK

4.8mm W x 4.25mm H x 550m roll.

### 8-4845BLK

4.8mm W x 4.5mm H x 550m roll.

### 8-4850BLK

4.8mm W x 5.0mm H x 500m roll.

### 8-4855BLK

4.8mm W x 5.5mm H x 450m roll.

### 8-4865BLK

4.8mm W x 6.5mm H x 350m roll.

### 8-4875BLK

4.8mm W x 7.5mm H x 350m roll.

### 8-4880BLK

4.8mm W x 8.0mm H x 350m roll.

### 8-4885BLK

4.8mm W x 8.5mm H x 350m roll.



\* UV treated siliconized yarn \* High density

### 8-6750BLK

Weather strip • Suit sliding doors & windows  
6.7mm W x 5.0mm H x 450m roll. Black.

### 8-6752BLK

6.7mm W x 5.25mm H x 450m roll.

### 8-6755BLK

6.7mm W x 5.5mm H x 450m roll.

### 8-6765BLK

6.7mm W x 6.5mm H x 350m roll.

### 8-6767BLK

6.7mm W x 6.75mm H x 350m roll.



\* UV treated siliconized yarn \* Standard density

### 8-4840GRY

Weather strip • Suit sliding doors & windows  
4.8mm W x 4.0mm H x 500m roll. Grey.

### 8-4855GRY

4.8mm W x 5.5mm H x 450m roll.

### 8-4865GRY

4.8mm W x 6.5mm H x 350m roll.

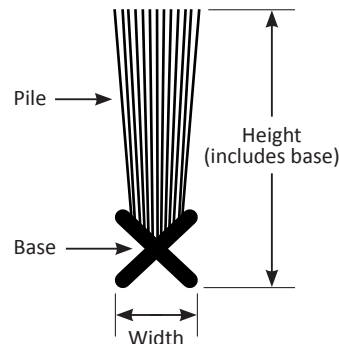
### 8-4875GRY

4.8mm W x 7.5mm H x 300m roll.

### 8-4885GRY

4.8mm W x 8.5mm H x 350m roll.

## BUG STRIPS



### 8-4013BLK

Bug strip • Suit hinged & sliding screen doors  
13mm H x 100m roll. Base size 2.8mm W x 2.6mm H. Black.

### 8-4016BLK

16mm H x 100m roll.

### 8-4028BLK

28mm H x 100m roll.

Suits bug strip holder and some shopfront stiles. Used as an air, dust or bug seal for hinged and sliding doors.

## SHOWER SCREEN SEALS



### 8-7610

Seal • Suit shower screen  
Single flap. PVC clear.  
Suits 6mm glass. 2.1m.



### 8-7620

Seal • Suit shower screen  
Double flap. PVC clear.  
Suits 6mm glass. 2.0m.



### 8-7640

Seal • Suit shower screen  
Bulb. PVC clear.  
Suits 6mm glass. 2.1m.


**8-9501CLR**

**Setting block • Suit glazing**  
1mm H x 6mm W x 50mm L.  
Pack of 100. Clear.

**8-9502CLR**

2mm H x 6mm W x 50mm L.

**8-9503CLR**

3mm H x 6mm W x 50mm L.

**8-9504CLR**

4mm H x 6mm W x 50mm L.

**8-9505CLR**

5mm H x 6mm W x 50mm L.

**8-9506CLR**

6.4mm H x 6mm W x 50mm L.

**8-9512BLK**

10mm H x 12mm W x 75mm L.  
Pack of 100. Black.


**8-9810M**

**Weather seal • Suit sliding window**  
Suits Jason. Black. Sold per metre.


**8-9820M**

**Weather seal • Suit sliding door**  
Suits Trimview. Black. Sold per metre.

**8-9820R**

100m roll


**8-9823M**

**Weather seal • Suit sliding door**  
Suits Trimview. Black. Sold per metre.


**8-9826M**

**Weather seal • Suit sliding window**  
Suits Trimview. Black. Sold per metre.

**8-9826R**

150m roll


**8-9867M**

**Weather seal • Suit sliding door**  
Suits Jason. Black.  
Sold per metre.

**8-9867R**

150m roll


**8-9864**

**Glazing bead • Suit window**  
3mm x 2.4m long. Rigid.  
Suits Stegbar. Black.


**8-9858**

**Glazing bead • Suit window**  
4mm x 2.4m long. Rigid.  
Suits Stegbar. Black.


**8-9859**

**Glazing bead • Suit window**  
5mm x 2.4m long. Rigid.  
Suits Stegbar. Black.


**8-9860M**

**Glazing wedge • Suit window**  
Fixed panel. Suits Trimview. Black.  
Sold per metre.

**8-9860R**

150m roll


**8-9852M**

**Glazing wedge • Suit window**  
Suits Trimview. Black. Sold per metre.


**8-9905M**

**Glazing wedge  
Suit window & door**  
10mm glass.  
Superline commercial (P41).  
Black. Sold per metre.

**8-9905R**

450m roll


**8-9911M**

**Glazing wedge  
Suit window & door**  
6.38mm glass.  
Superline commercial (P40).  
Black. Sold per metre.

**8-9911R**

200m roll

**8-9911T**

100m trade roll


**8-9922M**

**Glazing wedge  
Suit window & door**  
3mm gap. Narrowline commercial (P113).  
Black. Sold per metre.

**8-9922R**

250m roll

**8-9922T**

100m trade roll


**8-9923M**

**Glazing wedge  
Suit window & door**  
5mm gap. Narrowline commercial (P115).  
Black. Sold per metre.

**8-9923R**

200m roll

**8-9923T**

100m trade roll


**8-9901M**

**Glazing wedge  
Suit window & door**  
6mm gap.  
Narrowline commercial (P117/75).  
Black. Sold per metre.

**8-9901R**

150m roll


**8-9924M**

**Glazing wedge  
Suit window & door**  
7mm gap. Narrowline commercial (P117).  
Black. Sold per metre.

**8-9924R**

150m roll

**8-9924T**

75m trade roll

**8-9871M**

**Glazing channel • Suit window**  
4mm. Suits Dowell.  
Black. Sold per metre.

**8-9871R**

250m roll

**8-9872M**

**Glazing channel • Suit window**  
4mm. Suits Stegbar, Crane and Jason.  
Pocket 8.8mm. Pen 7mm.  
Black. Sold per metre.

**8-9872R**

200m roll

**8-9878M**

**Glazing channel • Suit window**  
4mm. Suits BGC/Affinity.  
Pocket 9.8mm. Pen 8mm.  
Black. Sold per metre.

**8-9878R**

150m roll

**8-9876M**

**Glazing channel • Suit window**  
5mm. Suits Stegbar, Crane and Jason.  
Pocket 8.8mm. Pen 7mm.  
Black. Sold per metre.

**8-9876R**

250m roll

**8-9874M**

**Glazing channel • Suit window**  
5mm. Suits Dowell.  
Black. Sold per metre.

**8-9874R**

250m roll

**8-9851M**

**Glazing channel • Suit window**  
5mm. Suits Trimview.  
Black. Sold per metre.

**8-9873M**

**Glazing channel • Suit window**  
5mm. Suits BGC/Affinity.  
Pocket 9.8mm. Pen 8mm.  
Black. Sold per metre.

**8-9873R**

150m roll

**8-9884M**

**Glazing channel • Suit door**  
6/6.38mm. Suits Jason.  
Pocket 11.8mm. Pen 9mm.  
Black. Sold per metre.

**8-9884R**

150m roll

**8-9875M**

**Glazing channel • Suit window**  
6/6.38mm. Suits Dowell.  
Black. Sold per metre.

**8-9875R**

250m roll

**8-9879M**

**Glazing channel • Suit window**  
6/6.38mm. Suits Stegbar, Crane and Jason.  
Pocket 8.8mm. Pen 7mm.  
Black. Sold per metre.

**8-9879R**

200m roll

**8-9920M**

**Glazing channel • Suit window & door**  
6/6.38mm. Universal conversion.  
Black. Sold per metre.

**8-9920T**

100m trade roll

**8-9880M**

**Glazing channel • Suit door**  
6/6.38mm. Suits Stegbar, Comalco  
and BGC/Affinity.  
Pocket 9.5mm. Pen 9mm.  
Black. Sold per metre.

**8-9880R**

200m roll

**8-9877M**

**Glazing channel • Suit window & door**  
6/6.38mm. Suits BGC/Affinity, Dowell  
and Boral.  
Pocket 9.8mm. Pen 8mm.  
Black. Sold per metre.

**8-9877R**

200m roll

**8-9881M**

**Glazing channel • Suit door**  
6/6.38mm. Suits Capral and Alspec.  
Pocket 12.5mm. Pen 10mm.  
Black. Sold per metre.

**8-9881R**

100m roll

**8-9882M**

**Glazing channel • Suit door**  
8/8.38mm. Suits Capral and Alspec.  
Pocket 12.5mm. Pen 10mm.  
Black. Sold per metre.

**8-9882R**

100m roll

**8-9883M**

**Glazing channel • Suit door**  
10/10.38mm. Suits Capral and Alspec.  
Pocket 12.5mm. Pen 10mm.  
Black. Sold per metre.

**8-9883R**

100m roll



**Symbol Guide**  
for this section

**50% ACTUAL SIZE**

**X% Actual Size**  
Image displayed is a proportion of the part's actual size

## Silicone Sealants



**10-0480BLK**  
DC480 silicone sealant  
Glass to glass.  
300g cartridge. Black.

**10-0480CLR**  
Translucent.



**10-0580BLK**  
DC580 silicone sealant  
Glass, metal and masonry.  
400g cartridge. Black.

**10-0580CLR**  
Translucent.

**10-0580GRY**  
Grey.

**10-0580WHT**  
White.



**10-0680CLR**  
DC680 silicone sealant  
Sanitary.  
300g cartridge. Translucent.

**10-0680GRY**  
Grey.

**10-0680IVY**  
Almond Ivory.

**10-0680WHT**  
White.



1-1110BLK	14	1-3611	17	1-4710CLR	20	1-8120	23	1-8872WHT	39
1-1120APO	14	1-3612	17	1-4720	20	1-8130	23	1-8881BLK	21
1-1120BLK	14	1-3614	17	1-4730	20	1-8130SS	23	1-8881BRN	21
1-1120BRN	14	1-3754	17	1-4750	20	1-8132	23	1-8922BLK	35
1-1120DUN	14	1-3777	20, 101	1-4767	19	1-8150	33, 34, 36, 38, 40	1-8922BRN	35
1-1120JAS	14	1-3781	17	1-4831	8	1-8151	33, 34, 36, 38, 40	1-8922DUN	35
1-1120MAG	14	1-3782	17	1-4832	8, 9	1-8158	33, 35, 37, 39, 41	1-8922ESP	42
1-1120MON	14	1-3890	20	1-4832-3C	9	1-8190	33, 35, 37, 39, 41	1-8922ESPX	42
1-1120PBK	14	1-4210BLK	17	1-4832-4C	9	1-8190KD	33	1-8922JAS	35
1-1120POT	14	1-4215BLK	17	1-4832-4V	9	1-8200BLK	28	1-8922-KITP	35
1-1120PRI	14	1-4220BLK	17	1-4832-AP	9	1-8240BLK	28	1-8922PBK	35
1-1120SBE	14	1-4270	17	1-4832-CAP	9	1-8242BLK	28	1-8922PRI	35
1-1120SIL	14	1-4271	17	1-6060	22	1-8242PRI	28	1-8922SIL	35
1-1120SUR	14	1-4272	17	1-6070	22	1-8242WHT	28	1-8922-SROD	35
1-1120WGR	14	1-4300	18	1-6170	21	1-8244BLK	29	1-8922WGR	35
1-1120WHB	14	1-4305	18	1-6281	22	1-8244WHT	29	1-8922WHB	35
1-1120WHT	14	1-4307	18	1-6282	22	1-8245BLK	29	1-8922WHT	35
1-1120ZP	14	1-4310	18	1-6290	21	1-8245WHT	29	1-8931BLK	41
1-1135BLK	14	1-4311	18	1-6600BLK	43, 44	1-8248BLK	29	1-8931-HKIT	37, 41
1-1135PRI	14	1-4312	18	1-6600PRI	43, 44	1-8248WHT	29	1-8931-LKIT	37, 41
1-1135UP	14	1-4319BLK	18	1-6600WHT	43, 44	1-8249BLK	29	1-8931PRI	41
1-1135WHT	14	1-4319CLR	18	1-6610BLK	44	1-8249WHT	29	1-8931WHT	41
1-1140BLK	14	1-4320BLK	18	1-6610PRI	44	1-8250BLK	29	1-8932BLK	37
1-1145BLK	14	1-4320CLR	18	1-6610WHT	44	1-8250WHT	29	1-8932PRI	37
1-1645G	11, 12, 32, 91, 92	1-4350BLK	18	1-6615BLK	45	1-8255BLK	29	1-8932WHT	37
1-1646B	11, 12, 32, 91, 92	1-4350CLR	18	1-6615PRI	45	1-8255SIL	29	1-8933	42
1-1647W	11, 12, 32, 91, 92	1-4400	18	1-6615WHT	45	1-8255WHT	29	2-7010BLK	50
1-1672	13, 32, 93	1-4410	18	1-6620BLK	46	1-8655-1	14	2-7010WHT	50
1-1674	13, 32, 93	1-4500BLK	18	1-6630BLK	45	1-8655-2	14	2-7015BLK	50
1-1677	13, 32, 93	1-4500CLR	18	1-8001	30	1-8681	42	2-7015WHT	50
1-1679	13, 32, 93	1-4500WHT	18	1-8002	31	1-8683	42	2-7016BLK	50
1-1690	13, 32, 93	1-4500ZNC	18	1-8040	26	1-8802BLK	34	2-7080BLK	50
1-1692	13, 32, 93	1-4505BLK	18	1-8050	26	1-8802BLK-LL	32	2-7090BLK	50
1-2150	15	1-4505CLR	18	1-8060	26	1-8802BLK-SP	34	2-7110BLK	50
1-2210	15	1-4510BLK	18	1-8080	26	1-8802-HKIT	34	2-7127BLK	51
1-2230	15	1-4510CLR	18	1-8080A	26	1-8802-LKIT	34	2-7165BLK	50
1-2240	16	1-4510WHT	18	1-8081	27	1-8802PRI	34	2-7173BLK	56
1-2250	16	1-4510ZNC	18	1-8081A	27	1-8802SIL	34	2-7173WHT	56
1-2260	16	1-4550CLR	19	1-8081B	27	1-8802WHT	34	2-7188BLK	53
1-2270	16	1-4550WHT	19	1-8082	24	1-8821BLK	40	2-7194BLK	53
1-2310	16	1-4580	19	1-8082A	24	1-8821-HKIT	36, 40	2-7197BLK	54
1-2330	16	1-4600BLK	19	1-8082B	25	1-8821-LKIT	36, 40	2-7197WHT	54
1-2340	16	1-4600CLR	19	1-8082C	25	1-8821PRI	40	2-7205M	51
1-2360	16	1-4610	19	1-8083	27	1-8821WHT	40	2-7225BLK	56
1-3030	11, 91	1-4620	19	1-8084-30	28	1-8822BLK	36	2-7227BLK	57
1-3032	11, 91	1-4630	19	1-8084-40	28	1-8822PRI	36	2-7229BLK	57
1-3033	12, 92	1-4635	19	1-8085BLK	21	1-8822WHT	36	2-7233BLK	51
1-3034	12, 92	1-4636	19	1-8086	24	1-8871BLK	38	2-7233WHT	51
1-3035	13, 93	1-4637	19	1-8090	28	1-8871-KITH	38	2-7260BLK	52
1-3036	13, 93	1-4638	19	1-8100	23	1-8872BLK	39	2-7270	52
1-3111	15	1-4639	19	1-8110	23	1-8872-KITP	39	2-7272	52
1-3610	20, 97	1-4640	19	1-8110SS	23	1-8872PRI	39	2-7280BLK	50

2-7300BLK	51	3-1200	65	3-1369	78	3-2726	88	3-3541	99
2-7300WHT	51	3-1203	65	3-1370	79	3-2728	88	3-3860	97
2-7310BLK	51	3-1203-ICS	65	3-1380	79	3-2730	88	3-4010	103
2-7310WHT	51	3-1204	66	3-1400	79	3-3010	89	3-4020	103
2-7320BLK	51	3-1205	66	3-1410	79	3-3045	89	3-4030	103
2-7320WHT	51	3-1206	66	3-1610	80	3-3050	89	3-4040	103
2-7350	54	3-1207	66	3-1630	80	3-3060	94	3-4041	104
2-7440	52	3-1208	67	3-1631	80	3-3070	94	3-4050	103
2-7510BLK	54	3-1210	67	3-1640	80	3-3080	94	3-4060	103
2-7510WHT	54	3-1212	67	3-1650	80	3-3090	95	3-4068	103
2-7585	53	3-1213	67	3-1660	80	3-3091	95	3-4125	104
2-7630	55	3-1216	67	3-1694	80	3-3100	95	3-4130	104
2-7635	55	3-1218	67	3-1700	80	3-3110	96	3-4135	104
2-7638	55	3-1219	67	3-1701	80	3-3111	96	3-4138	104
2-7640	55	3-1220	68	3-1710	81	3-3120	97	3-4140	104
3-1010	60	3-1240	68	3-1711	81	3-3130	97	3-4141	104
3-1011	60	3-1241	68	3-1720	81	3-3140	98	3-4142	104
3-1013	60	3-1250	68	3-1730	81	3-3148	97	3-4143	104
3-1018	60	3-1260	68	3-1731	81	3-3150	98	3-4145	105
3-1040	60	3-1262	70	3-1741	81	3-3160	98	3-4148	105
3-1051	60	3-1266	69	3-1760	81	3-3161	99	3-4149	105
3-1061	61	3-1266-STN	69	3-1781	81	3-3180	96	3-4160	105
3-1062	61	3-1266-STST	69	3-1870	82	3-3200	97	3-4170	105
3-1070-17	61	3-1270	70	3-1880	82	3-3220	100	3-4180	105
3-1070-22	61	3-1271	71	3-1881	82	3-3233	98	3-4190	105
3-1071-17	61	3-1272	71	3-1900	82	3-3240	100	3-4191	105
3-1078SP-17	61	3-1273	70	3-1920	82	3-3250	100	3-4192	105
3-1078SS-17	61	3-1284	72	3-2020	83, 119	3-3260	100	3-4200	103
3-1080	62	3-1289	72	3-2022	83, 119	3-3280	100	3-4210	105
3-1081	62, 88	3-1290	73, 86	3-2024	83, 119	3-3281	100	3-4220	105
3-1083-14	62	3-1290-K	73, 86	3-2030	83	3-3289	100	3-4240	106
3-1088	62	3-1300	73	3-2050	84	3-3290	100	3-4250	106
3-1089SP	62	3-1310	73	3-2051	84	3-3291	100	3-4251	106
3-1089SS	62	3-1316	73	3-2062	84	3-3299	100	3-4270	106
3-1090	63	3-1317	73	3-2085	84	3-3300	101	3-4281	52, 106
3-1091	63	3-1318	74	3-2100	84	3-3310	101	3-4285	52, 106
3-1092	63	3-1319	74	3-2100SS	84	3-3320	101	3-4286	52, 106
3-1110	63	3-1320	74, 86	3-2102	84	3-3333	101	3-4290	50, 52, 106
3-1120	63	3-1330	74	3-2130	85	3-3340	98, 101	3-4300	52, 106
3-1121	63	3-1340	74	3-2145	85	3-3350	101	3-4310	106
3-1130	64	3-1349	74	3-2151	85	3-3360	101	3-4340	52, 106
3-1132	64	3-1350-NFB090	75	3-2170	85	3-3370	101	3-4341	52, 106
3-1139	64	3-1350-NFN040	75	3-2180	85	3-3380	102	3-4350	52, 107
3-1150	64	3-1351-ZCN040	75	3-2300	86	3-3400	102	3-4360	107
3-1151	64	3-1352-SSA090	76	3-2700	86	3-3410	102	3-4361	106
3-1160	64	3-1352-SSB090	77	3-2710	87	3-3411	102	3-4365	107
3-1170	65	3-1352-SSY090	76	3-2711	87	3-3430	102	3-4370	107
3-1171	65	3-1352-STB120	77	3-2720	87	3-3440	102	3-4390	107
3-1177	65	3-1354-SSB150	78	3-2721	88	3-3470	102	3-4400	107
3-1180	66	3-1360	78	3-2722	87	3-3480	99	3-4440	109
3-1185	66, 116	3-1361	78	3-2723	88	3-3481	99	3-4445	109
3-1190	66	3-1362	78	3-2724	88	3-3482	99	3-4450	109

3-4460	109	3-5250	115	4-3009BLK	123	4-6148	130	4-8678BLK	149
3-4540	107	3-5260	103, 115	4-3009BRN	123	4-6151	129	4-8680BLK	146
3-4630	107	3-5270	115	4-3009PBK	123	4-6160	129	4-8680PRI	146
3-4631	107	3-5280	116	4-3009PRI	123	4-6173	130	4-8680SIL	146
3-4660	103	3-5300	116	4-3009ULS	123	4-6190	130	4-8680WHT	146
3-4670	103	3-5310	116	4-3009WHB	123	4-6201	130	4-8681BLK	147
3-5010	112	3-5320	116	4-3009WHT	123	4-6206	131	4-8681PRI	147
3-5011	112	3-5321	116	4-3015BLK	123	4-6219	131	4-8681SIL	147
3-5013	112	3-5331	116	4-3015PBK	123	4-6220	131	4-8681WHT	147
3-5020	112	3-5332	116	4-3015PRI	123	4-6225	131	4-8682BLK	148
3-5030	112	3-5350	116	4-3015SIL	123	4-6230	131	4-8682PRI	148
3-5031	112	3-5360	116	4-3015STC	123	4-6231	131	4-8682SIL	148
3-5032	112	4-0016	118	4-3015WHT	123	4-6234	131	4-8682WHT	148
3-5040	112	4-0032	118	4-3216BLK	123	4-6270	130	4-8685BLK	149
3-5050	112	4-0050	118	4-3216CTP	123	4-6305BLK	126	4-8688BLK	149
3-5052	112	4-0064	118	4-3216SIL	123	4-8142	134	4-8710	138
3-5053	112	4-0100	118	4-3216WHT	123	4-8160	134	4-8831SIL	151
3-5055	112	4-1997BLK	124	4-3220BLK	123	4-8210	138	4-8832SIL	151
3-5060	112	4-1997CLR	124	4-3220CTP	123	4-8501	132, 133, 134	4-8851BLK	153
3-5061	113	4-2052	120	4-3220SIL	123	4-8502	132, 133, 134	4-8851MAG	153
3-5062	113	4-2052SS	120	4-3220WHT	123	4-8503	132, 133, 134	4-8851WHT	153
3-5063	113	4-2053	119	4-6011	125	4-8504	132, 133, 134	4-8856BLK	153
3-5070	113	4-2056	120	4-6012	125	4-8530BLK	132	4-8856BLK-LB	153
3-5071	113	4-2057B	120	4-6015	125	4-8531BLK	136	4-8856WHT	153
3-5090	113	4-2100	124	4-6016	125	4-8540BLK	134	4-8856WHT-LB	153
3-5110	113	4-2100P	124	4-6018	125	4-8570BLK	134	4-8857AGR	152
3-5111	113	4-2101	124	4-6020	125	4-8580BLK	134	4-8857BLK	152
3-5113	113	4-2101P	124	4-6030	126	4-8590	135	4-8857DOS	152
3-5120	113	4-2102	124	4-6030S	126	4-8610BLK	138	4-8857MAG	152
3-5130	114	4-2103	121	4-6040	126	4-8611BLK	139	4-8857WHT	152
3-5140	113	4-2105	121	4-6045	127	4-8630BLK	133	4-8868BLK	154
3-5140C	113	4-2112	121	4-6050	126	4-8631BLK	137	4-8869BLK	155
3-5141	114	4-2133	121	4-6080	126	4-8638BLK	140	4-8892AGR	150
3-5142	114	4-2175	121	4-6081	127	4-8639BLK	141	4-8892BLK	150
3-5143	114	4-3000BLK	122	4-6082	127	4-8640BLK	142	4-8892CHL	150
3-5145	114	4-3000DUN	122	4-6085	127	4-8640WHT	142	4-8892MAG	150
3-5146	114	4-3000JAS	122	4-6094	128	4-8650	150	4-8892WHT	150
3-5147	114	4-3000PBK	122	4-6094CP	128	4-8658	150	4-9000-T1	156
3-5150	114	4-3000PRI	122	4-6101	126	4-8660	135	4-9000-T2	156
3-5155	114	4-3000SUR	122	4-6112	128	4-8667	150	4-9000-T3	156
3-5160	114	4-3000ULS	122	4-6113	128	4-8670BLK	143	4-9000-T4	156
3-5170	114	4-3000WHB	122	4-6115	121	4-8670PRI	143	4-9000-T5	156
3-5181	114	4-3000WHT	122	4-6120	128	4-8670SIL	143	4-9000-T6	156
3-5191	115	4-3005BLK	122	4-6124	128	4-8670WHT	143	4-9000-T7	156
3-5200	115	4-3005DUN	122	4-6125	128	4-8671BLK	144	4-9010-P2	157
3-5201	115	4-3005JAS	122	4-6138	129	4-8671PRI	144	4-9010-P3	157
3-5210	115	4-3005PBK	122	4-6139	129	4-8671SIL	144	4-9010-P4	157
3-5220	115	4-3005PRI	122	4-6141	129	4-8671WHT	144	4-9010-P5	157
3-5230	115	4-3005SUR	122	4-6142	129	4-8672BLK	145	4-9010-P6	157
3-5231	115	4-3005ULS	122	4-6143	129	4-8672PRI	145	4-9010-P7	157
3-5232	115	4-3005WHB	122	4-6144	129	4-8672SIL	145	4-9010-P8	157
3-5240	115	4-3005WHT	122	4-6147	130	4-8672WHT	145	4-9100-24	158

4-9110PD-20	158	5-3021	173	6-9LI18	186	6-PH2-100S	187	7-6107	195
4-9110PD-25	158	5-3022	173	6-9LI2364	186	6-PH2-150S	187	7-6108	195
4-9120PD-20	158	5-3023	173	6-9LI2764	186	6-PH2-150T	187	7-6109	194
4-9120PD-25	158	5-3030	173	6-9LI316	186	6-PH2-200S	187	7-6110	193
4-9140M	158	5-3031	173	6-9LI332	186	6-PH2-25S	187	7-6111	193
4-9150M	158	5-3032	173	6-9LI532	186	6-PH2-45D	187	7-6112	194
4-9160PD-20	158	5-3033	173	6-9LI564	186	6-PH2-50S	187	7-6114	194
4-9160PD-25	158	5-3040	173	6-9LI716	186	6-PH2-50T	187	7-6115	194
4-GAUGE9000	156	5-3041	173	6-9LI764	186	6-PH2-75S	187	7-6116	195
4-GAUGE9010	157	5-3042	173	6-9LI964	186	6-RBT33	188	7-6125	193
5-2001	160, 161	5-3043	173	6-9LM030	186	6-SM25PB	188	7-6202	197
5-2002	160, 161	5-3050	173	6-9LM033	186	6-SQ1-50	187	7-6204	196
5-2011	162, 163	5-3051	173	6-9LM040	186	6-SQ1-75	187	7-6205	196
5-2012	162, 163	5-3052	173	6-9LM050	186	6-SQ2-100	187	7-6206	196
5-2021	164, 165	5-3056	173	6-9LM060	186	6-SQ2-75	187	7-6520	180, 197
5-2022	164, 165	5-3550	172	6-9LM070	186	6-TL2-100	187	8-4013BLK	200
5-2025	161, 163, 165	5-3557	172	6-9LM075	186	6-TL2-25	187	8-4016BLK	200
5-2100	168	5-3558	172	6-9LM080	186	6-TS08-SET8	188	8-4028BLK	200
5-2101	168	5-3559	172	6-9LM100	186	6-TXSE2525	187	8-4840BLK	200
5-2107	168	5-4550	172	6-9LM110	186	7-4000	190	8-4840GRY	200
5-2108	168	5-5603	174	6-9S20	186	7-4004	190	8-4842BLK	200
5-2109	168	5-5609	174	6-9S30	186	7-4005	190	8-4845BLK	200
5-2120BLK	168	5-5610	175	6-9STM420	186	7-4006	190	8-4850BLK	200
5-2120SIL	168	5-5711NAT	175	6-CSCH-SET3	188	7-4008	190	8-4855BLK	200
5-2121BLK	168	5-5713BLK	175	6-GT03065	187	7-4010	190	8-4855GRY	200
5-2121SIL	168	5-5713NAT	175	6-GT04065	187	7-4012	190	8-4865BLK	200
5-2152	169	5-5713WHT	175	6-GT05065	187	7-4013	190	8-4865GRY	200
5-2153	169	5-6102BLK	176	6-GT06065	187	7-4015	190	8-4875BLK	200
5-2154	169	5-6102SIL	176	6-GT06565	187	7-4016	190	8-4875GRY	200
5-2155	169	5-6105	176	6-GT08070	187	7-4020	191	8-4880BLK	200
5-2157	169	6-1088BLK	185	6-GT10080	187	7-4021	191	8-4885BLK	200
5-2158	169	6-1088CSK	185	6-GT12080	187	7-4022	191	8-4885GRY	200
5-2159	169	6-1088PRI	185	6-GTDT050	187	7-4024	191	8-6750BLK	200
5-2550	169	6-1088SBE	185	6-GTDT060	187	7-4025	191	8-6752BLK	200
5-2551	169	6-1088WHB	185	6-GTDT065	187	7-4026	191	8-6755BLK	200
5-2557	169	6-1088WHT	185	6-GTDT080	187	7-4028	191	8-6765BLK	200
5-2558	169	6-9D11	186	6-HD0-50	187	7-4030	191	8-6767BLK	200
5-2559	169	6-9D20	186	6-HD1-150	187	7-4031	191	8-7610	58, 200
5-2580	170	6-9D30	186	6-HD1-50	187	7-4032	191	8-7620	58, 200
5-2620	170	6-9ELI18	186	6-HD2-50	187	7-5038	198	8-7640	58, 200
5-2623	171	6-9ELI316	186	6-HD3-50	187	7-5050	156, 157, 198	8-9501BLK	201
5-2624	170	6-9ELI532	186	6-HX5-150	187	7-5075	198	8-9502CLR	201
5-2627	171	6-9ELI764	186	6-HX5-50	187	7-5100	198	8-9503CLR	201
5-2630	170	6-9ELI964	186	6-MA030065	187	7-5150	198	8-9504CLR	201
5-2633	171	6-9L20	186	6-MA040075	187	7-6005	198	8-9505CLR	201
5-2634	170	6-9L30	186	6-MA050085	187	7-6008	198	8-9506CLR	201
5-2637	171	6-9LI116	186	6-MA050150	187	7-6015	198	8-9512BLK	201
5-2640	170	6-9LI1164	186	6-MA055085	187	7-6100	192	8-9810M	201
5-2643	171	6-9LI1332	186	6-MA060100	187	7-6102	192	8-9820M	201
5-2882	171	6-9LI14	186	6-MA065100	187	7-6104	192	8-9820R	201
5-2883	171	6-9LI1564	186	6-MA080120	187	7-6105	192	8-9823M	201
5-2884	171	6-9LI1764	186	6-PH1-50S	187	7-6106	193	8-9826M	201

8-9826R	201	8-9923T	201	AS42SGR	178	AS44SGR	178	AW3000-R	7
8-9851M	202	8-9924M	201	AS42SUR	178	AS44SUR	178	CM091015	3
8-9852M	201	8-9924R	201	AS42ULS	178	AS44ULS	178	CM091030	3
8-9858	201	8-9924T	201	AS42WGR	178	AS44WGR	178	CM122015	3
8-9859	201	10-0480BLK	204	AS42WHB	178	AS44WHB	178	CM122030	3
8-9860M	201	10-0480CLR	204	AS42WHT	178	AS44WHT	178	CM152030	3
8-9860R	201	10-0580BLK	204	AS43	178	AS45	178	CM183030	3
8-9864	201	10-0580CLR	204	AS43AGR	178	AS46	178	CM213015	3
8-9867M	201	10-0580GRY	204	AS43BAR	178	AS46BLK	178	DM090030	4
8-9867R	201	10-0580WHT	204	AS43BLK	178	AS46CSK	179	DM120030	4
8-9871M	202	10-0680CLR	204	AS43CGR	178	AS46DUN	178	DM152030	4
8-9871R	202	10-0680GRY	204	AS43CSK	179	AS46LBZ	178	DM183030	4
8-9872M	202	10-0680IVY	204	AS43DOC	178	AS46MON	178	DM244030	4
8-9872R	202	10-0680WHT	204	AS43DOS	178	AS46PBK	179	DW3100-A	6
8-9873M	202	AF03100	8	AS43DUN	178	AS46POT	179	DW3100-O	6
8-9873R	202	AM061030	2	AS43IST	178	AS46PRI	179	DWS200	6
8-9874M	202	AM076030	2	AS43JAS	178	AS46RBR	179	FDPM-0812GL	185
8-9874R	202	AM081030	2	AS43LBZ	178	AS46SUR	179	FDPM-0819GL	185
8-9875M	202	AM091030	2	AS43MAG	178	AS46WGR	179	FDPM-0825GL	185
8-9875R	202	AM122030	2	AS43MON	178	AS46WHB	179	FDPM-1016GL	185
8-9876M	202	AM152030	2	AS43MRE	178	AS46WHT	179	FDPM-1025GL	185
8-9876R	202	AS32	178	AS43PBK	178	AS48	179	FDPM-1040GL	185
8-9877M	202	AS33	178	AS43PEU	178	AS49	179	FDPM-1225GL	185
8-9877R	202	AS41	178	AS43POT	178	AS52	179	FDPM-1240GL	185
8-9878M	202	AS410	179	AS43PRI	178	AS53	179	FDPM-1250GL	185
8-9878R	202	AS410AGR	179	AS43RBR	178	AS53CSK	179	FDPM-1263GL	185
8-9879M	202	AS410BLK	179	AS43SBE	178	AS54	179	FDPM-1425GL	185
8-9879R	202	AS410DOS	179	AS43SGR	178	AS54BLK	179	FDPM-1450GL	185
8-9880M	202	AS410LBZ	179	AS43SUR	178	AS54CSK	179	FDPM-1463GL	185
8-9880R	202	AS410MAG	179	AS43ULS	178	AS54LBZ	179	FDPT-1019GL	185
8-9881M	202	AS410PRI	179	AS43WGR	178	AS54MON	179	FDPT-1025GL	185
8-9881R	202	AS410WHB	179	AS43WHB	178	AS54PBK	179	FDPT-1040GL	185
8-9882M	202	AS410WHT	179	AS43WHT	178	AS54PRI	179	FDPT-1232GL	185
8-9882R	202	AS412	179	AS44	178	AS54SGR	179	FDPT-1250GL	185
8-9883M	202	AS42	178	AS44AGR	178	AS54SUR	179	FM061050	3
8-9883R	202	AS42AGR	178	AS44BAR	178	AS54WGR	179	FM076050	3
8-9884M	202	AS42BLK	178	AS44BLK	178	AS54WHT	179	FM081050	3
8-9884R	202	AS42CGR	178	AS44CGR	178	AS55	179	FM091050	3
8-9901M	201	AS42DOC	178	AS44CSK	179	AS56	179	FM122050	3
8-9901R	201	AS42DOS	178	AS44DOC	178	AS56BLK	179	FM152050	3
8-9905M	201	AS42DUN	178	AS44DOS	178	AS56CSK	179	FM183030	3
8-9905R	201	AS42IST	178	AS44DUN	178	AS58	179	FM244030	3
8-9911M	201	AS42JAS	178	AS44LBZ	178	AS610	179	GPDMLCLR	48
8-9911R	201	AS42LBZ	178	AS44MAG	178	AS62	179	GPDSCLR	48
8-9911T	201	AS42MAG	178	AS44MON	178	AS63	179	GS075020	6
8-9920M	202	AS42MON	178	AS44MRE	178	AS64	179	GS075024	6
8-9920T	202	AS42MRE	178	AS44PBK	178	AS64CSK	179	GS082020	6
8-9922M	201	AS42PBK	178	AS44PEU	178	AS65	179	GS082024	6
8-9922R	201	AS42PEU	178	AS44POT	178	AS65CSK	179	GS090020	6
8-9922T	201	AS42PRI	178	AS44PRI	178	AS66	179	GS090024	6
8-9923M	201	AS42RBR	178	AS44RBR	178	AS66CSK	179	GS120020	6
8-9923R	201	AS42SBE	178	AS44SBE	178	AW3000-P	7	GS120024	6

HBB-1450C3	181	PBF-0825YZ	181	PDP-0822ZP	183	PTC-0640ZP	182	PTP-0410ZP	184
HBB-1450YZ	181	PBF-0850YZ	181	PDP-0825ZP	183	PTC-0650SS	182	PTP-0412ZP	184
HBB-1465C3	181	PBF-0860YZ	181	PDS-LBRK	47	PTC-0650ZP	182	PTP-0416ZP	184
HBB-1465YZ	181	PBF-0865YZ	181	PDSBLK	47	PTC-0810SS	182	PTP-0420ZP	184
HBB-1475C3	181	PBF-0875YZ	181	PDSBRN	47	PTC-0810ZP	182	PTP-0425ZP	184
HBB-1475YZ	181	PCB-0820YZ	181	PDSBRZ	47	PTC-0812SS	182	PTP-0430ZP	184
HBB-4100C3	181	PCB-0825YZ	181	PDSFF	47	PTC-0812ZP	182	PTP-0440ZP	184
HBB-4100YZ	181	PCB-0828YZ	181	PDSPRI	47	PTC-0816SS	182	PTP-0512ZP	184
HBB-4125C3	181	PCB-0832YZ	181	PDSSE	47	PTC-0816ZP	182	PTP-0516ZP	184
HBB-4150C3	181	PCB-0835YZ	181	PDSWHT	47	PTC-0820SS	182	PTP-0530ZP	184
HBB-4200C3	181	PCB-0838YZ	181	PDW-0812YZ	183	PTC-0820ZP	182	PTP-0540ZP	184
LS091030	4,5	PCB-0850YZ	181	PDW-1016YZ	183	PTC-0825SS	182	PTP-0606ZP	184
LS122030	4,5	PCB-0865YZ	181	PDW-1022YZ	183	PTC-0825ZP	182	PTP-0610SS	184
LS152030	4,5	PDB-0812YZ	183	PDW-1030YZ	183	PTC-0830SS	182	PTP-0610ZP	184
LS182030	4,5	PDB-0816YZ	183	PFT-1016YZ	183	PTC-0830ZP	182	PTP-0612SS	184
MS42	180	PDB-0820YZ	183	PNB-0812YZ	183	PTC-0840SS	182	PTP-0612ZP	184
MS44	180	PDB-0825YZ	183	PNB-0815YZ	183	PTC-0840ZP	182	PTP-0616SS	184
MS54CSK	180	PDB-0832YZ	183	PNB-0820YZ	183	PTC-0845SS	182	PTP-0616ZP	184
MW091030	4	PDB-1016YZ	183	PNB-0825YZ	183	PTC-0845ZP	182	PTP-0620SS	184
MW122030	4	PDC-0616YZ	183	PNB-0830YZ	183	PTC-0850SS	182	PTP-0620ZP	184
MW152015	4	PDC-0620YZ	183	PNB-0840YZ	183	PTC-0850ZP	182	PTP-0625SS	184
PBC-0620YZ	181	PDC-0630YZ	183	PNB-0850YZ	183	PTC-1010ZP	182	PTP-0625ZP	184
PBC-0625YZ	181	PDC-0640YZ	183	PNB-0865YZ	183	PTC-1012SS	182	PTP-0630SS	184
PBC-0628YZ	181	PDC-0650YZ	183	PS075020	7	PTC-1012ZP	182	PTP-0630ZP	184
PBC-0632YZ	181	PDC-0820YZ	183	PS075024	7	PTC-1016SS	182	PTP-0640SS	184
PBC-0640YZ	181	PDC-0825YZ	183	PS083020	7	PTC-1016ZP	182	PTP-0640ZP	184
PBC-0645YZ	181	PDC-0830YZ	183	PS083024	7	PTC-1020SS	182	PTP-0645SS	184
PBC-0650YZ	181	PDC-1025YZ	183	PS090020	7	PTC-1020ZP	182	PTP-0650SS	184
PBC-0825YZ	181	PDC-1030YZ	183	PS090024	7	PTC-1025SS	182	PTP-0650ZP	184
PBC-0830YZ	181	PDC-1040YZ	183	PS120020	7	PTC-1025ZP	182	PTP-0660ZP	184
PBC-0840YZ	181	PDC-1050YZ	183	PS120024	7	PTC-1030SS	182	PTP-0675ZP	184
PBC-0845YZ	181	PDC-1065YZ	183	PTC-0410ZP	181	PTC-1030ZP	182	PTP-0810SS	184
PBC-0850YZ	181	PDL-LBRK	47	PTC-0412ZP	181	PTC-1040SS	182	PTP-0810ZP	184
PBC-0860YZ	181	PDLBLK	47	PTC-0416ZP	181	PTC-1040ZP	182	PTP-0812SS	184
PBC-0865YZ	181	PDLBRN	47	PTC-0420ZP	181	PTC-1045ZP	182	PTP-0812ZP	184
PBC-0875YZ	181	PDLBRZ	47	PTC-0425ZP	181	PTC-1050ZP	182	PTP-0816SS	184
PBC-1035YZ	181	PDLFF	47	PTC-0512ZP	181	PTC-1060ZP	182	PTP-0816ZP	184
PBC-1100YZ	181	PDLPRI	47	PTC-0516ZP	181	PTC-1075ZP	182	PTP-0820SS	184
PBF-0620YZ	181	PDLSE	47	PTC-0520ZP	181	PTC-1212ZP	182	PTP-0820ZP	184
PBF-0625YZ	181	PDLWHT	47	PTC-0610SS	182	PTC-1216ZP	182	PTP-0825SS	184
PBF-0628YZ	181	PDM-LBRK	47	PTC-0610ZP	181	PTC-1220ZP	182	PTP-0825ZP	184
PBF-0632YZ	181	PDMBLK	47	PTC-0612SS	182	PTC-1225ZP	182	PTP-0830SS	184
PBF-0635YZ	181	PDMBRN	47	PTC-0612ZP	182	PTC-1230ZP	182	PTP-0830ZP	184
PBF-0640YZ	181	PDMBRZ	47	PTC-0616SS	182	PTC-1240ZP	182	PTP-0840SS	184
PBF-0645YZ	181	PDMFF	47	PTC-0616ZP	182	PTC-1250ZP	182	PTP-0840ZP	184
PBF-0650YZ	181	PDMPRI	47	PTC-0620SS	182	PTC-1260ZP	182	PTP-0845SS	184
PBF-0720YZ	181	PDMSBE	47	PTC-0620ZP	182	PTC-1275ZP	182	PTP-0845ZP	184
PBF-0725YZ	181	PDMWHT	47	PTC-0625SS	182	PTC-1425ZP	182	PTP-0850SS	184
PBF-0730YZ	181	PDP-0610ZP	183	PTC-0625ZP	182	PTC-1430ZP	182	PTP-0850ZP	184
PBF-0740YZ	181	PDP-0612ZP	183	PTC-0630SS	182	PTC-1440ZP	182	PTP-1010ZP	184
PBF-0745YZ	181	PDP-0812ZP	183	PTC-0630ZP	182	PTC-1450ZP	182	PTP-1012SS	184
PBF-0750YZ	181	PDP-0816ZP	183	PTC-0640SS	182	PTP-0406ZP	184	PTP-1012ZP	184

PTP-1016SS	184	SPF50550	8	STST44CSK	179
PTP-1016ZP	184	SPF53500	8	STST53CSK	179
PTP-1020SS	184	SPF57457	8	STST54	179
PTP-1020ZP	184	SPF60408	8	STST54CSK	179
PTP-1025SS	184	SPF63365	8	STST56	179
PTP-1025ZP	184	SPV40300	8	STST64	179
PTP-1030SS	184	SPV50300	8	STST64CSK	179
PTP-1030ZP	184	SPV57300	8	STST66	179
PTP-1040SS	184	SPV60300	8	STST66CSK	179
PTP-1040ZP	184	SPV63300	8	STU-1020SS	183
PTP-1045SS	184	SR076030	3	SWHHBLK	48
PTP-1045ZP	184	SR091030	3	SWHHWHT	48
PTP-1050SS	184	SR122030	3	TDB-1019GL	185
PTP-1050ZP	184	SR152030	3	TDB-1019YZ	185
PTP-1212ZP	184	SS075020	6	TDB-1025GL	185
PTP-1216ZP	184	SS075024	6	TDB-1025YZ	185
PTP-1220ZP	184	SS082020	6	TDB-1032GL	185
PTP-1225ZP	184	SS082024	6	TDB-1032SS	185
PTP-1230ZP	184	SS090020	6	TDB-1032YZ	185
PTP-1240ZP	184	SS090024	6	TDB-1038GL	185
PTP-1250ZP	184	SS090027	6	TDB-1038SS	185
PTP-1425ZP	184	SS105020	6	TDB-1038YZ	185
PTP-1430ZP	184	SS105024	6	TPDLWHT	48
PTP-1440ZP	184	SS120020	6	TPDMWHT	48
PTP-1445ZP	184	SS120024	6	TPDSWHT	48
PTP-1450ZP	184	SS150020	6	TS091015	2
PTU-0810SS	182	SS150024	6	TS122015	2
PTU-0812SS	182	STP-0612ZP	185		
PTU-0812ZP	182	STP-0616ZP	185		
PTU-0820SS	182	STP-0620SS	185		
PTU-0820ZP	182	STP-0620ZP	185		
PTU-10(08)20ZP	182	STP-0625ZP	185		
PTU-1010SS	182	STP-0630ZP	185		
PTU-1012SS	182	STP-0640ZP	185		
PTU-1012ZP	182	STP-0812SS	185		
PTU-1020SS	182	STP-0812ZP	185		
PTU-1020ZP	182	STP-0816ZP	185		
PTU-1025SS	182	STP-0820ZP	185		
PTU-1225SS	182	STP-0825SS	185		
PTU-1230SS	183	STP-0825ZP	185		
RV075020	7	STP-0830ZP	185		
RV075024	7	STP-0840ZP	185		
RV082020	7	STP-1012ZP	185		
RV082024	7	STP-1016ZP	185		
RV090020	7	STP-1020ZP	185		
RV090024	7	STP-1025ZP	185		
RV120020	7	STP-1030ZP	185		
RV120024	7	STP-1040ZP	185		
SDW-1016SS	183	STP-1050ZP	185		
SDW-1022SS	183	STST42	179		
SDW-1030SS	183	STST43	179		
SDW-1040SS	183	STST44	179		





## Warranty

Total Hardware Pty Ltd warrants its products to be free of defects in material and workmanship for a period of at least 12 months from the date of purchase as indicated by its suppliers and/or manufacturers.

This warranty is limited to Total Hardware Pty Ltd option to repair, replace or refund. Replacement of any products proven to be faulty in manufacture or materials will be done so with the same or equivalent product free of charge.

Labour charges, transportation costs and other charges associated with the replacement or re-installation of the parts or product are excluded from this warranty and will not be incurred by Total Hardware Pty Ltd.

Total Hardware Pty Ltd assumes no liability under the warranty for the following:

- \* Misuse, abuse, accidental or intentional damage.
- \* Improper adjustment or operation by the end user.
- \* Improper selection, installation or maintenance.
- \* Unauthorised repair or modifications.
- \* Corrosion, environmental or situational related damage.

Tarnish or excessive wear on soft finishes such as brass is not covered by this warranty as deterioration is possible under some environmental and situational conditions, frequency of use, and/or other factors.

## Terms

### Up-Front Customers

To operate on a 'Cash Sale' basis, goods must be paid for in full, prior to dispatch from our warehouse.

### Account Customers

Strictly net 30 days from end-of-month (EOM).

Total Hardware Pty Ltd reserves the right to require payment in advance or cash on delivery from any customer.

## Return of Goods

Unless otherwise agreed to in writing from Total Hardware Pty Ltd, all goods received for credit after 7 working days from the date of delivery of the goods to the customer, may be subject to a handling and restocking fee of 25% of the invoice value of the goods.

Goods made to customer specifications or specific requirements are non-refundable.

Return of the goods are at the customers expense. Invoiced freight and handling charges are not subject to a credit. Goods must be undamaged, complete and in original packaging where possible.

## Conditions

All information contained in this catalogue and its associated price list are subject to change without notice. All prices are 'each' and exclusive of GST.

Requests for returns will not be accepted after 10 days. All returns must have prior authorisation and must be in good order and condition. Freight must be borne by the customer and tax invoice numbers must be quoted at all times.



[www.total-hardware.com.au](http://www.total-hardware.com.au)

**VIC & TAS**

T (03) 9786 0333 F (03) 9785 3467  
[salesvic@total-hardware.com.au](mailto:salesvic@total-hardware.com.au)

**QLD**

T (07) 3255 5034 F (07) 3255 5963  
[salesqld@total-hardware.com.au](mailto:salesqld@total-hardware.com.au)

**WA**

T (08) 9317 3860 F (08) 9317 2299  
[saleswa@total-hardware.com.au](mailto:saleswa@total-hardware.com.au)

**NSW & ACT**

T (03) 9786 0333 F (03) 9785 3467  
[salesnsw@total-hardware.com.au](mailto:salesnsw@total-hardware.com.au)

**ACN 139 920 424**

**ABN 12 139 920 424**

**SA & NT**

T (03) 9786 0333 F (03) 9785 3467  
[salessa@total-hardware.com.au](mailto:salessa@total-hardware.com.au)